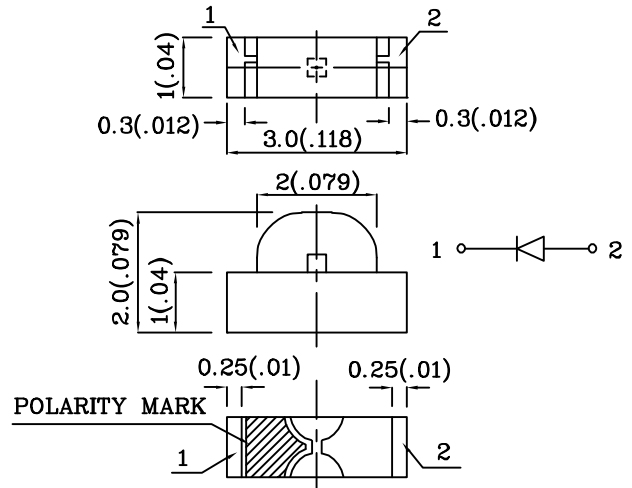


Features

- 3.0mmx1.0mm RIGHT ANGLE SMT LED, 2.0mm THICKNESS.
- LOW POWER CONSUMPTION.
- WIDE VIEWING ANGLE.
- IDEAL FOR BACK LIGHT AND INDICATOR.
- VARIOUS COLORS AND LENS TYPES AVAILABLE.
- PACKAGE : 2000PCS / REEL.
- MOISTURE SENSITIVITY LEVEL : LEVEL 3.
- RoHS COMPLIANT.



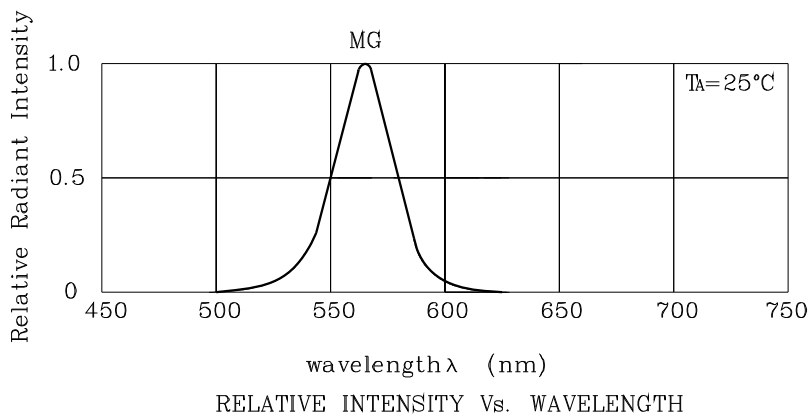
Notes:

1. All dimensions are in millimeters (inches).
2. Tolerance is $\pm 0.15(0.006")$ unless otherwise noted.
3. Specifications are subject to change without notice.

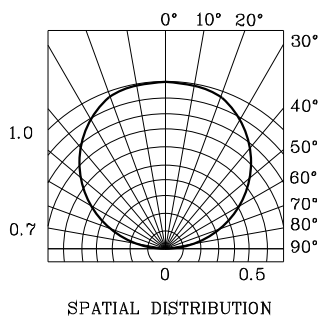
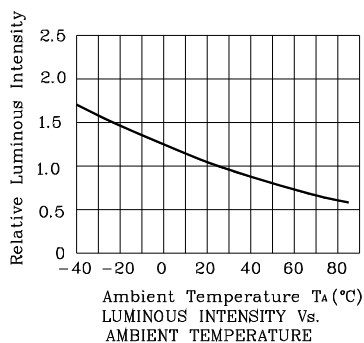
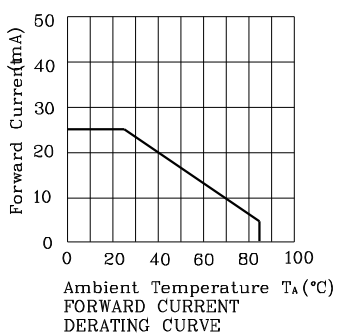
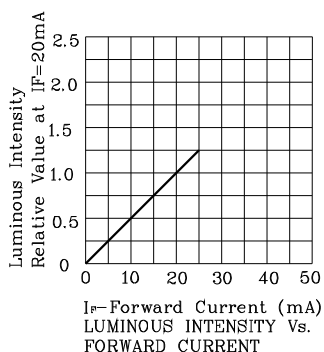
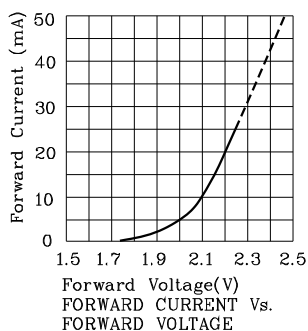
| Absolute Maximum Ratings (TA=25°C) | | MG (GaP) | Unit |
|--|------|-------------|------|
| Reverse Voltage | VR | 5 | V |
| Forward Current | IF | 25 | mA |
| Forward Current (Peak) 1/10 Duty Cycle 0.1ms Pulse Width | iFS | 140 | mA |
| Power Dissipation | PT | 62.5 | mW |
| Operating Temperature | TA | -40 ~ +85 | °C |
| Storage Temperature | Tstg | -40 ~ +85 | |

| Operating Characteristics (TA=25°C) | | MG (GaP) | Unit |
|---|-----------------|-------------|------|
| Forward Voltage (Typ.) (IF=20mA) | VF | 2.2 | V |
| Forward Voltage (Max.) (IF=20mA) | VF | 2.5 | V |
| Reverse Current (Max.) (VR=5V) | IR | 10 | uA |
| Wavelength Of Peak Emission (Typ.) (IF=20mA) | λP | 565 | nm |
| Wavelength Of Dominant Emission (Typ.) (IF=20mA) | λD | 568 | nm |
| Spectral Line Full Width At Half-Maximum (Typ.) (IF=20mA) | $\Delta\lambda$ | 30 | nm |
| Capacitance (Typ.) (VF=0V, f=1MHz) | C | 15 | pF |

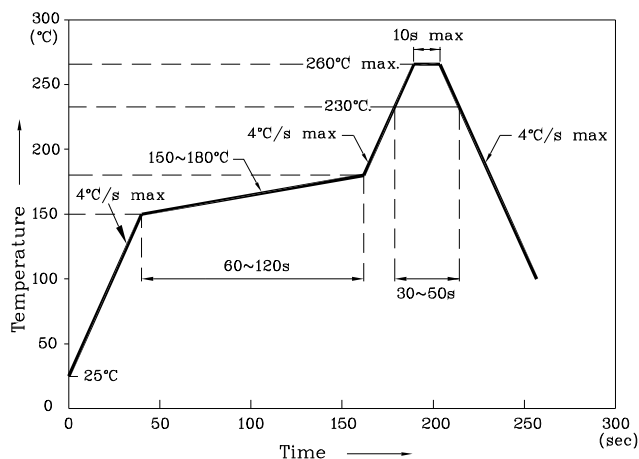
| Part Number | Emitting Color | Emitting Material | Lens-color | Luminous Intensity (IF=20mA) mcd | | Wavelength nm λP | Viewing Angle 2 θ 1/2 |
|--|----------------|-------------------|-------------|--|------|---------------------------------|---------------------------------|
| | | | | min. | typ. | | |
| ZMG56W | Green | GaP | Water Clear | 4 | 14 | 565 | 120° |
| Published Date : FEB 25, 2008 Drawing No : SDSA2575 V9 Checked : B.L.LIU P.1/4 | | | | | | | |



❖ MG



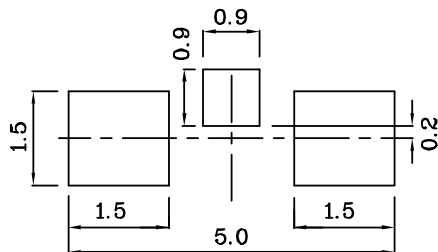
Reflow Soldering Profile For Lead-free SMT Process.



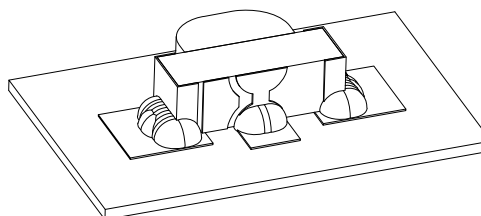
Notes:

1. Maximum soldering temperature should not exceed 260°C.
2. Recommended reflow temperature: 145°C-260°C.
3. Do not put stress to the epoxy resin during high temperatures conditions.

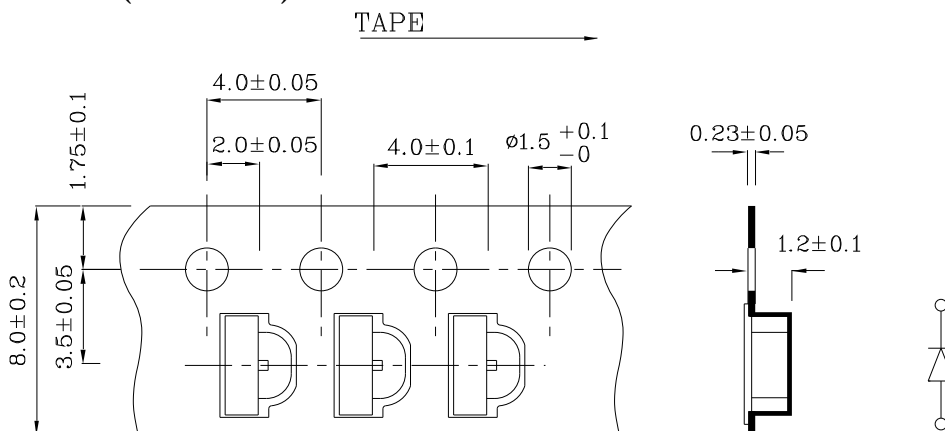
❖ Recommended Soldering Pattern (Units : mm; Tolerance: ±0.1)



❖ The device has a single mounting surface. The device must be mounted according to the specifications.



❖ Tape Specification (Units : mm)



Remarks:

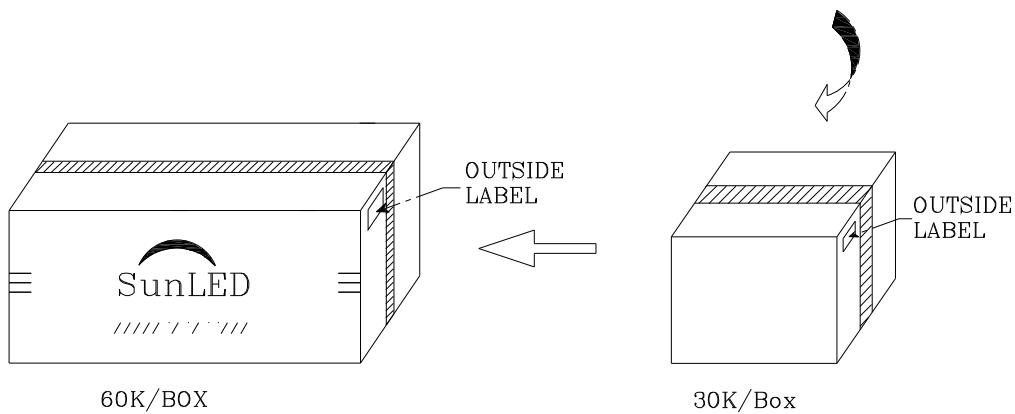
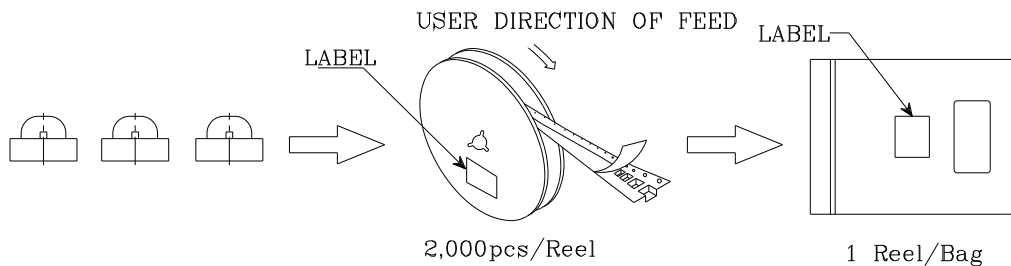
If special sorting is required (e.g. binning based on forward voltage, Luminous intensity / luminous flux, or wavelength), the typical accuracy of the sorting process is as follows:


1. Wavelength: +/-1nm
2. Luminous Intensity / Luminous Flux: +/-15%
3. Forward Voltage: +/-0.1V

Note: Accuracy may depend on the sorting parameters.

PACKING & LABEL SPECIFICATIONS

ZMG56W



| | |
|--|-----------|
| P/NO : Zxx56x | |
| QTY : 2,000 pcs | CODE: XXX |
| S/N : XX | |
| LOT NO : | |
|  XXXXXXXXXXXXXXXXXXXXXXXXXXXX | |
| RoHS Compliant | |

This datasheet has been downloaded from:

www.EEworld.com.cn

Free Download

Daily Updated Database

100% Free Datasheet Search Site

100% Free IC Replacement Search Site

Convenient Electronic Dictionary

Fast Search System

www.EEworld.com.cn