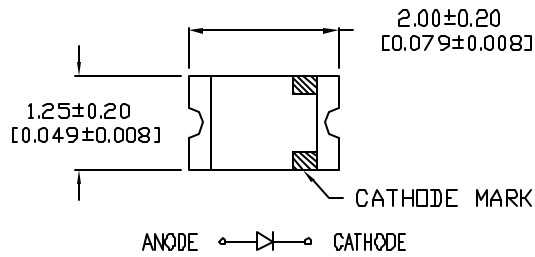
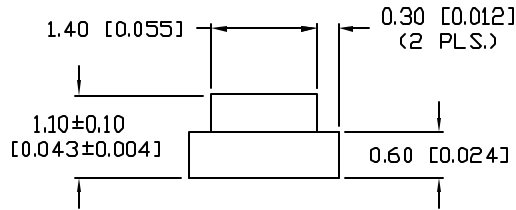
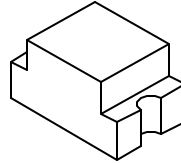


UNCONTROLLED DOCUMENT

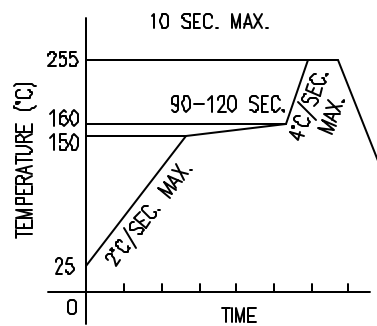
PART NUMBER		REV.
SML-LX0805USBC-TR		C
REV.	E.C.N. NUMBER AND REVISION COMMENTS	DATE
A	E.C.N. #10862.	5.9.02
B	E.C.N. #10967.	3.14.03
C	E.C.N. #11148.	1.17.05



**CAUTION: STATIC SENSITIVE DEVICE**  
 FOLLOW PROPER E.S.D. HANDLING PROCEDURES  
 WHEN WORKING WITH THIS PART.



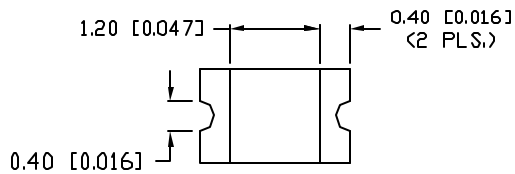
**LEAD FREE REFLOW PROFILE**



TOTAL TIME ABOVE 220°C IS 60 SECONDS MAX.

ELECTRO-OPTICAL CHARACTERISTICS  $T_A=25^\circ\text{C}$   $I_f=20\text{mA}$

PARAMETER	MIN	TYP	MAX	UNITS	TEST COND
PEAK WAVELENGTH		470		nm	
FORWARD VOLTAGE		3.5	4.0	$V_f$	
REVERSE VOLTAGE	5.0			$V_r$	$I_f=100\mu\text{A}$
AXIAL INTENSITY		25		mcad	$I_f=20\text{mA}$
VIEWING ANGLE		140		$2x$ theta	
EMITTED COLOR:	BLUE				
EPOXY LENS FINISH:	WATER CLEAR				



LIMITS OF SAFE OPERATION AT 25°C

PARAMETER	MAX	UNITS
PEAK FORWARD CURRENT*	90	mA
STEADY CURRENT	30	mA
POWER DISSIPATION	100	mW
DERATE FROM 25°C	-1.2	mW/°C
OPERATING TEMP.	-40 TO +85	°C
STORAGE TEMP.	-40 TO +85	°C

\*  $t < 10\mu\text{s}$

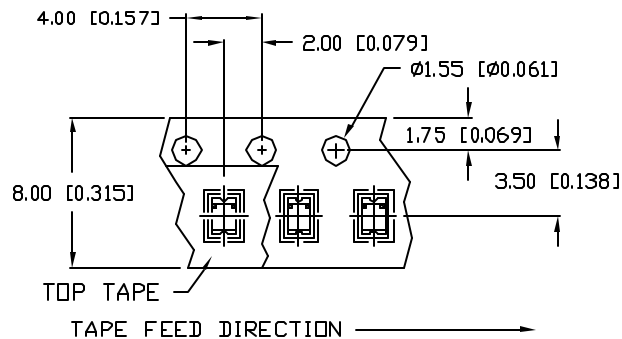
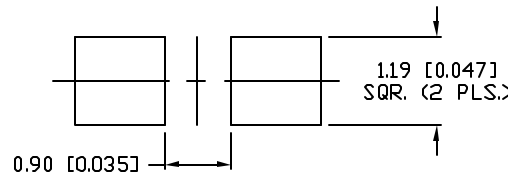
NOTES:

- THE CATHODE IS ORIENTED TOWARDS THE TAPE SPROCKET HOLE.



**CAUTION: MOISTURE SENSITIVE DEVICE**  
 PER JEDEC LEVEL 4 STANDARDS

RECOMMENDED SOLDER PAD LAYOUT



\*UNLESS OTHERWISE SPECIFIED TOLERANCES PER DECIMAL PRECISION ARE: X=±1 (±0.038), XX=±0.5 (±0.020), XXX=±0.25 (±0.010), XXXX=±0.127 (±0.005). LEAD SIZE=±0.05 (0.002), LEAD LENGTH=±0.75 (±0.030). MIN= +DECIMAL PRECISION MAX= +0.00 -DECIMAL PRECISION

UNCONTROLLED DOCUMENT

REV. C	PART NUMBER SML-LX0805USBC-TR	<p><b>CONFIDENTIAL INFORMATION</b></p> <p>THE INFORMATION CONTAINED IN THIS DOCUMENT IS THE PROPERTY OF LUMEX INC. EXCEPT AS SPECIFICALLY AUTHORIZED IN WRITING BY LUMEX INC., THE HOLDER OF THIS DOCUMENT SHALL KEEP ALL INFORMATION CONTAINED HEREIN CONFIDENTIAL AND SHALL PROTECT SAME IN WHOLE OR IN PART FROM DISCLOSURE AND DISSEMINATION TO ALL THIRD PARTIES.</p> <p><b>RELIABILITY NOTE</b></p> <p>OUR MANY YEARS OF EXPERIENCE DATA ACCUMULATION INDICATE THAT SOLDER HEAT IS A MAJOR CAUSE OF EARLY AND FUTURE FAILURE. PLEASE PAY ATTENTION TO YOUR SOLDERING PROCESS.</p>	<p>290 E. HELEN ROAD                  PALATINE, IL 60067-6976                  PHONE: +1.847.359.2790                  US WEB: www.lumex.com                  TW WEB: www.lumex.com.tw</p>
2.0mm x 1.25mm PCB SURFACE MOUNT, TAPE AND REEL, 470nm ULTRA SUPER BLUE, WATER CLEAR LENS.		DRAWN BY: BC	CHECKED BY: APPROVED BY: DATE: 11.13.00 PAGE: 1 OF 1 SCALE: N/A