

KPT-1608PBCBLUE

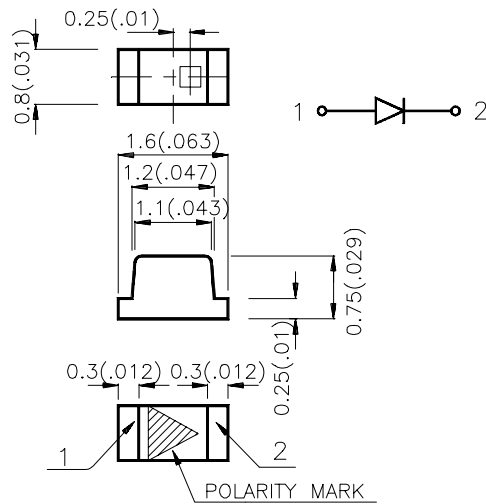
### Features

- 1.6mmx0.8mm SMT LED, 0.75mm THICKNESS.
- LOW POWER CONSUMPTION.
- WIDE VIEWING ANGLE.
- IDEAL FOR BACKLIGHT AND INDICATOR.
- VARIOUS COLORS AND LENS TYPES AVAILABLE.
- PACKAGE : 2000PCS / REEL.

### Description

The Blue source color devices are made with InGaN on SiC Light Emitting Diode.

### Package Dimensions



#### Notes:

1. All dimensions are in millimeters (inches).
2. Tolerance is  $\pm 0.1$  (0.004") unless otherwise noted.
3. Lead spacing is measured where the lead emerge package.
4. Specifications are subject to change without notice.

## Selection Guide

Part No.	Dice	Lens Type	Iv (mcd) @ 20 mA		Viewing Angle
			Min.	Typ.	2θ1/2
KPT-1608PBC	BLUE(InGaN )	WATER CLEAR	10	30	120°

Note:

1. θ1/2 is the angle from optical centerline where the luminous intensity is 1/2 the optical centerline value.

## Electrical / Optical Characteristics at T<sub>A</sub>=25°C

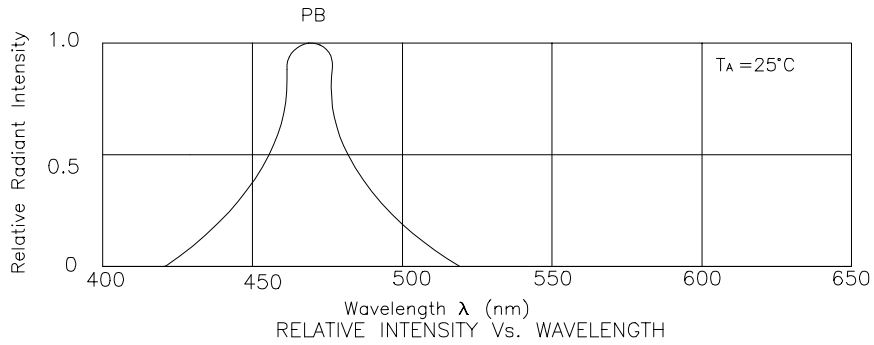
Symbol	Parameter	Device	Typ.	Max.	Units	Test Conditions
$\lambda_{peak}$	Peak Wavelength	Blue	468		nm	IF=20mA
$\lambda_D$	Dominant Wavelength	Blue	465		nm	IF=20mA
$\Delta\lambda_{1/2}$	Spectral Line Halfwidth	Blue	25		nm	IF=20mA
C	Capacitance	Blue	65		pF	VF=0V;f=1MHz
V <sub>F</sub>	Forward Voltage	Blue	3.65	4.2	V	IF=20mA
I <sub>R</sub>	Reverse Current	Blue		10	μA	VR = 5V

## Absolute Maximum Ratings at T<sub>A</sub>=25°C

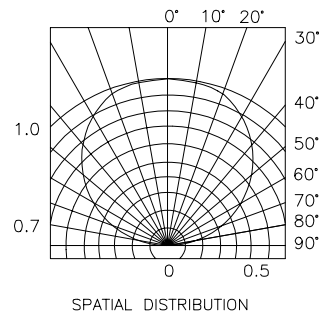
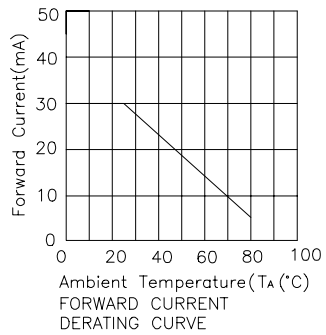
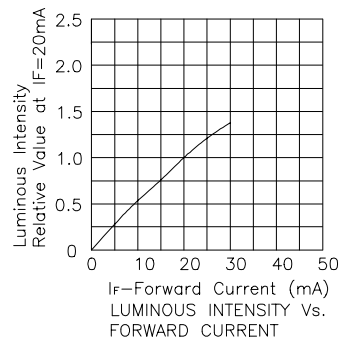
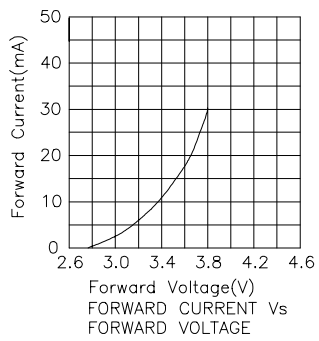
Parameter	Blue	Units
Power dissipation	102	mW
DC Forward Current	30	mA
Peak Forward Current [1]	160	mA
Reverse Voltage	5	V
Operating Temperature	-20°C To +80°C	
Storage Temperature	-30°C To +85°C	

Note:

1. 1/10 Duty Cycle, 0.1ms Pulse Width.



## Blue KPT-1608PBC

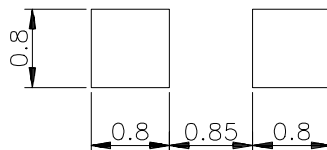


## KPT-1608PBC SMT Reflow Soldering Instructions

Number of reflow process shall be less than 2 times and cooling process to normal temperature is required between first and second soldering process.



## Recommended Soldering Pattern (Units : mm)



## Tape Specifications (Units : mm)

