

KPB-3025SRPGC-PRV SUPER BRIGHT RED
/PURE GREEN

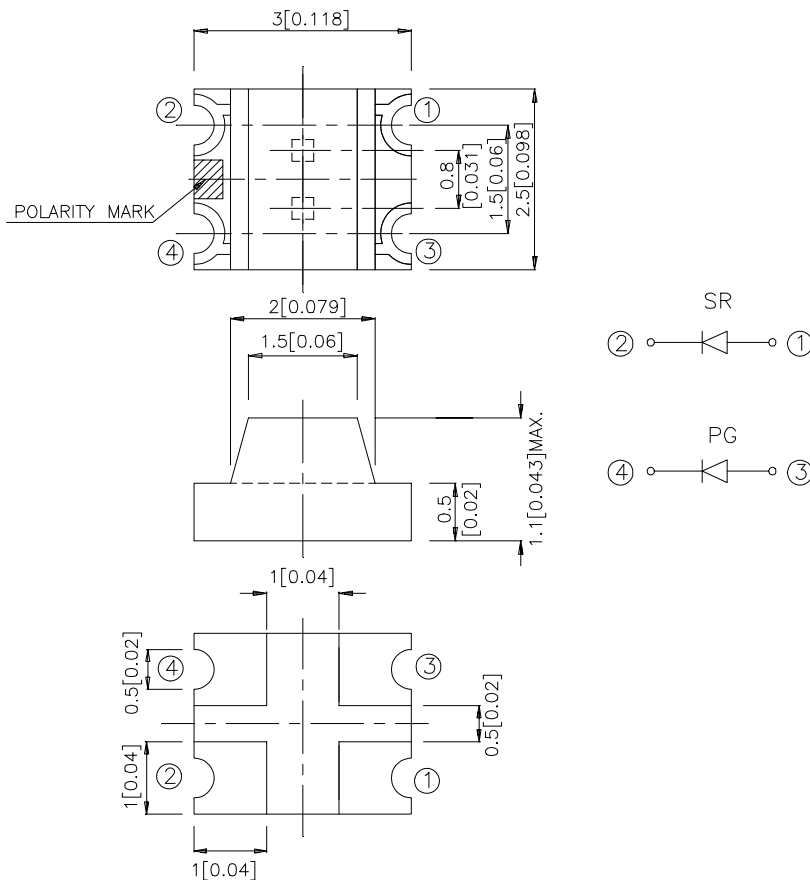
Features

- 3.0mmx2.5mm SMT LED, 1.1mm THICKNESS.
- BI-COLOR,LOW POWER CONSUMPTION.
- WIDE VIEWING ANGLE.
- IDEAL FOR BACKLIGHT AND INDICATOR.
- VARIOUS COLORS AND LENS TYPES AVAILABLE.
- PACKAGE : 2000PCS / REEL.

Description

The Super Bright Red source color devices are made with Gallium Aluminum Arsenide Red Light Emitting Diode.
The Pure Green source color devices are made with Gallium Phosphide Pure Green Light Emitting Diode.

Package Dimensions



Notes:

1. All dimensions are in millimeters (inches).
2. Tolerance is ± 0.2 (0.0079") unless otherwise noted.
3. Specifications are subject to change without notice.

Selection Guide

Part No.	Dice	Lens Type	Iv (mcd) @ 20 mA		Viewing Angle
			Min.	Typ.	2θ1/2
KPB-3025SRPGC-PRV	SUPER BRIGHT RED (GaAlAs)	WATER CLEAR	18	80	120°
	PURE GREEN (GaP)		1.6	5	

Note:

1. θ1/2 is the angle from optical centerline where the luminous intensity is 1/2 the optical centerline value.

Electrical / Optical Characteristics at T_A=25°C

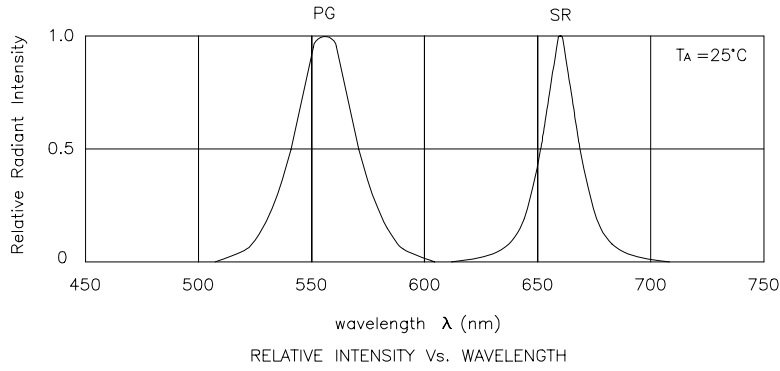
Symbol	Parameter	Device	Typ.	Max.	Units	Test Conditions
λ _{peak}	Peak Wavelength	Super Bright Red Pure Green	660 555		nm	I _F =20mA
λ _D	Dominate Wavelength	Super Bright Red Pure Green	640 555		nm	I _F =20mA
Δλ _{1/2}	Spectral Line Half-width	Super Bright Red Pure Green	20 30		nm	I _F =20mA
C	Capacitance	Super Bright Red Pure Green	45 45		pF	V _F =0V;f=1MHz
V _F	Forward Voltage	Super Bright Red Pure Green	1.85 2.25	2.5 2.5	V	I _F =20mA
I _R	Reverse Current	All		10	uA	V _R = 5V

Absolute Maximum Ratings at T_A=25°C

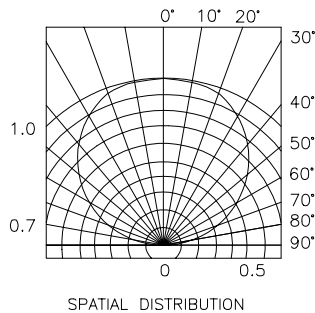
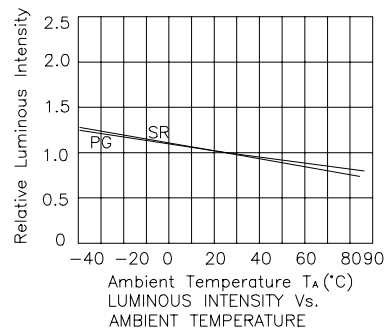
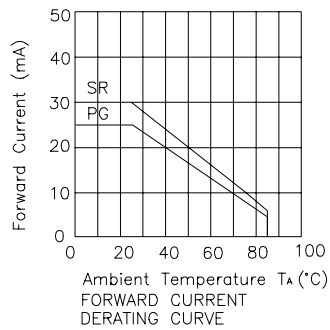
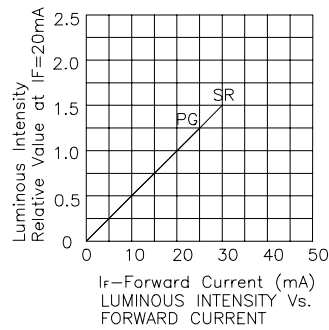
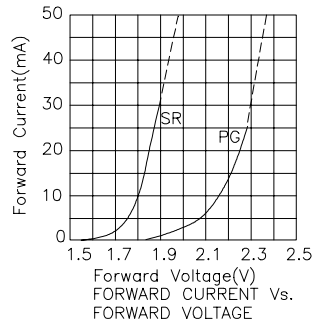
Parameter	Super Bright Red	Pure Green	Units
Power dissipation	100	105	mW
DC Forward Current	30	25	mA
Peak Forward Current [1]	155	135	mA
Reverse Voltage	5	5	V
Operating/Storage Temperature	-40°C To +85°C		

Note:

1. 1/10 Duty Cycle, 0.1ms Pulse Width.

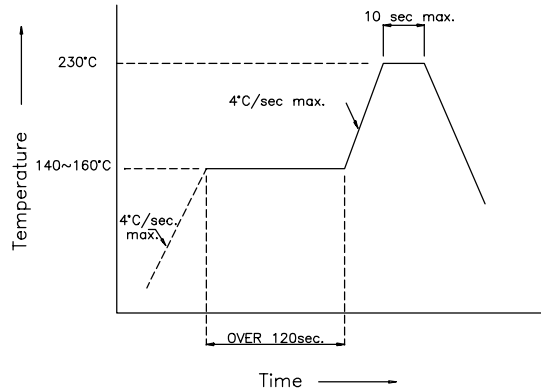


Super Bright Red / Pure Green KP B-3025SRPGC-PRV

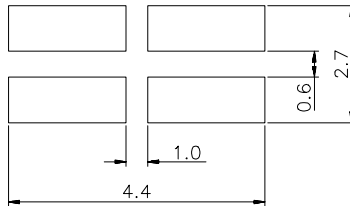


KPB-3025SRPGC-PRV SMT Reflow Soldering Instruction

Number of reflow process shall be less than 2 times and cooling process to normal temperature is required between first and second soldering process.



Recommended Soldering Pattern (Units : mm)



Tape Specifications (Units : mm)

