

Part Number: AM2520SURCK03

Hyper Red

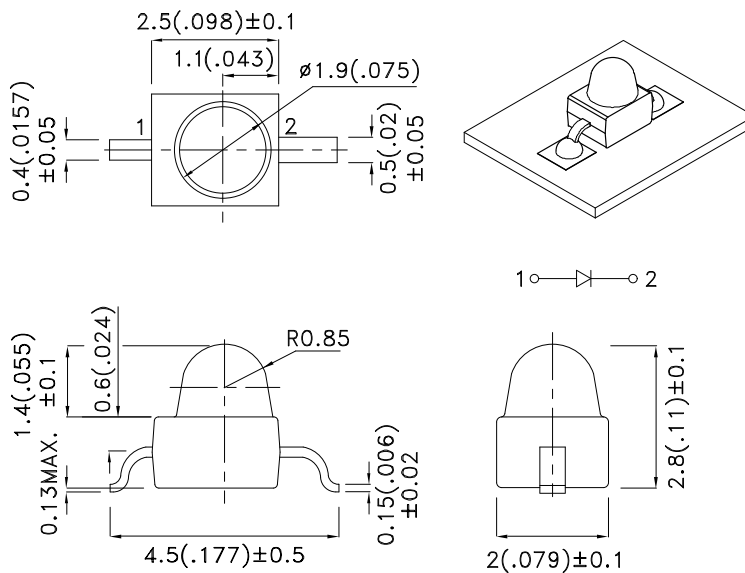
### Features

- Subminiature package.
- Gull wing lead.
- Long life - solid state reliability.
- Low package profile.
- Moisture sensitivity level : level 3.
- Package : 1000pcs / reel.
- RoHS compliant.

### Description

The Hyper Red source color devices are made with Al-GaN on GaAs substrate Light Emitting Diode.

### Package Dimensions



#### Notes:

1. All dimensions are in millimeters (inches).
2. Tolerance is  $\pm 0.25$  (0.01") unless otherwise noted.
3. Lead spacing is measured where the leads emerge from the package.
4. The specifications, characteristics and technical data described in the datasheet are subject to change without prior notice.
5. The device has a single mounting surface. The device must be mounted according to the specifications.



## Selection Guide

| Part No.      | Dice                | Lens Type   | Iv (mcd) [2]<br>@ 20mA |       | Viewing<br>Angle [1] |
|---------------|---------------------|-------------|------------------------|-------|----------------------|
|               |                     |             | Min.                   | Typ.  | 2θ1/2                |
| AM2520SURCK03 | Hyper Red (AlGaInP) | Water Clear | 1500                   | 2400  | 20°                  |
|               |                     |             | *500                   | *1000 |                      |

Notes:

1. θ1/2 is the angle from optical centerline where the luminous intensity is 1/2 of the optical peak value.
2. Luminous intensity/ luminous Flux: +/-15%.
- \*Luminous intensity value is traceable to the CIE127-2007 compliant national standards.

## Electrical / Optical Characteristics at TA=25°C

| Symbol             | Parameter                | Device    | Typ. | Max. | Units | Test Conditions           |
|--------------------|--------------------------|-----------|------|------|-------|---------------------------|
| λ <sub>peak</sub>  | Peak Wavelength          | Hyper Red | 645  |      | nm    | I <sub>F</sub> =20mA      |
| λ <sub>D</sub> [1] | Dominant Wavelength      | Hyper Red | 630  |      | nm    | I <sub>F</sub> =20mA      |
| Δλ <sub>1/2</sub>  | Spectral Line Half-width | Hyper Red | 28   |      | nm    | I <sub>F</sub> =20mA      |
| C                  | Capacitance              | Hyper Red | 35   |      | pF    | V <sub>F</sub> =0V;f=1MHz |
| V <sub>F</sub> [2] | Forward Voltage          | Hyper Red | 1.95 | 2.5  | V     | I <sub>F</sub> =20mA      |
| I <sub>R</sub>     | Reverse Current          | Hyper Red |      | 10   | uA    | V <sub>R</sub> =5V        |

Notes:

1. Wavelength: +/-1nm.
2. Forward Voltage: +/-0.1V.
3. Wavelength value is traceable to the CIE127-2007 compliant national standards.

## Absolute Maximum Ratings at TA=25°C

| Parameter                | Hyper Red      | Units |
|--------------------------|----------------|-------|
| Power dissipation        | 75             | mW    |
| DC Forward Current       | 30             | mA    |
| Peak Forward Current [1] | 185            | mA    |
| Reverse Voltage          | 5              | V     |
| Operating Temperature    | -40°C To +85°C |       |
| Storage Temperature      | -40°C To +85°C |       |

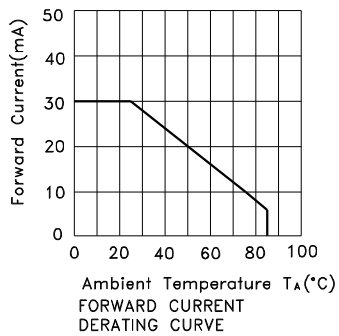
Note:

1. 1/10 Duty Cycle, 0.1ms Pulse Width.



## Hyper Red

### AM2520SURCK03



## AM2520SURCK03

Reflow soldering is recommended and the soldering profile is shown below.  
Other soldering methods are not recommended as they might cause damage to the product.

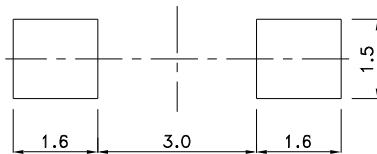
Reflow Soldering Profile For Lead-free SMT Process.



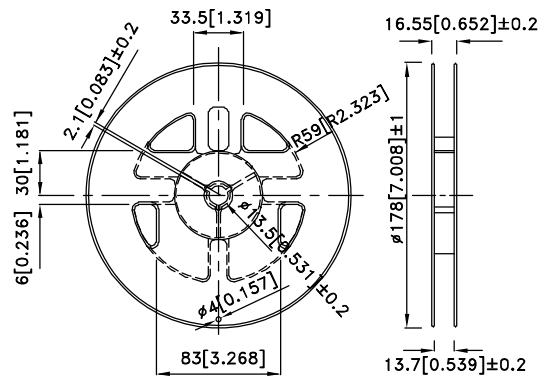
NOTES:

1. We recommend the reflow temperature 245°C(+/-5°C). The maximum soldering temperature should be limited to 260°C.
2. Don't cause stress to the epoxy resin while it is exposed to high temperature.
3. Number of reflow process shall be 2 times or less.

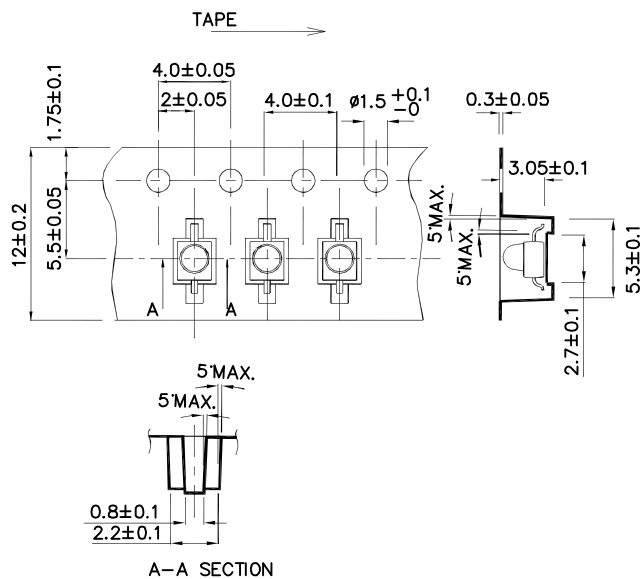
### Recommended Soldering Pattern (Units : mm; Tolerance: ± 0.1)



### Reel Dimension



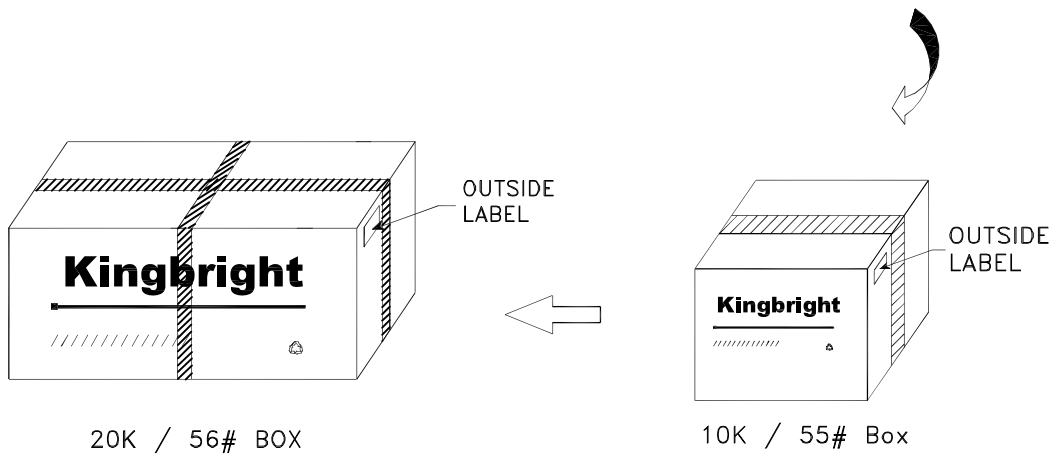
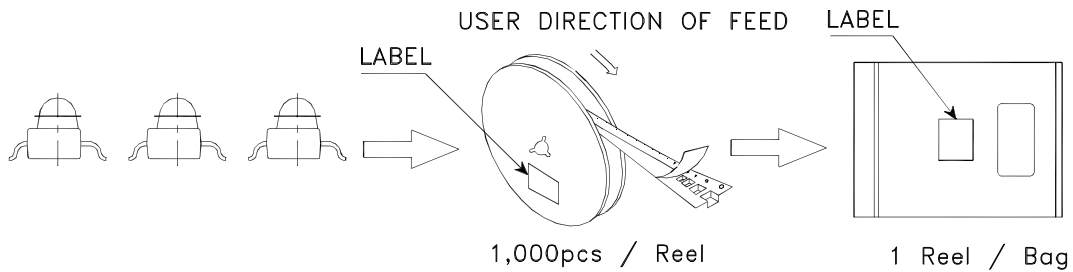
### Tape Dimensions (Units : mm)




# Kingbright

## PACKING & LABEL SPECIFICATIONS

## AM2520SURCK03



|  |  |
|--|--|
| <h1>Kingbright</h1>  |  |
| P/NO: AM2520xxx03  |  |
| QTY: 1,000 pcs   | Q.C. <span style="border: 1px solid black; border-radius: 50%; padding: 2px;">Q C<br/>xx xx xxxx<br/>PASSED</span> |
| S/N: XXXX  |  |
| CODE: XXX  |  |
| LOT NO:  |  |
| <br>XXXXXXXXXXXXXXXXXXXXXXXX |  |
| RoHS Compliant   |  |

All design applications should refer to Kingbright application notes available at <http://www.KingbrightUSA.com/ApplicationNotes>