



EVERLIGHT ELECTRONICS CO.,LTD.

Device Number : CDDT-512-025 REV: 1

0.56" Triple Digit Displays

PART NO. : ELT-512SDRWB/S530-A2/S119 ECN : Page: 1/5

■ Features :

- Industrial standard size.
- Low power consumption.
- Categorized for luminous intensity.

■ Applications:

- Audio equipment
- Instrument panels
- Digital read out display

■ Descriptions :

- The ELT-512 series is a large 14.22 mm (0.56")high seven segment display designed for viewing distances up to 7 meters.
- These displays provide excellent reliability in bright ambient light.
- These devices are made with white segments and black surface.

PART NO.	Chip	
	Material	Emitted Color
ELT-512SDRWB/S530-A2/S119	AlGaInP	Super Deep-Red

OFFICE : NO. 25,Lane 76,Sec.3, Chung Yang Rd., Tucheng 236, Taipei, Taiwan, R.O.C.

TEL : 886-2-2267-2000,2267-9936

FAX : 886-2-2267-6244,22676189,22676306

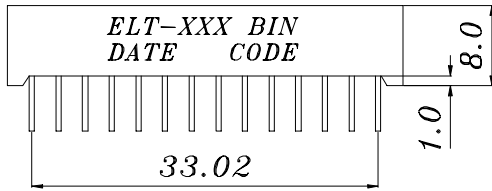
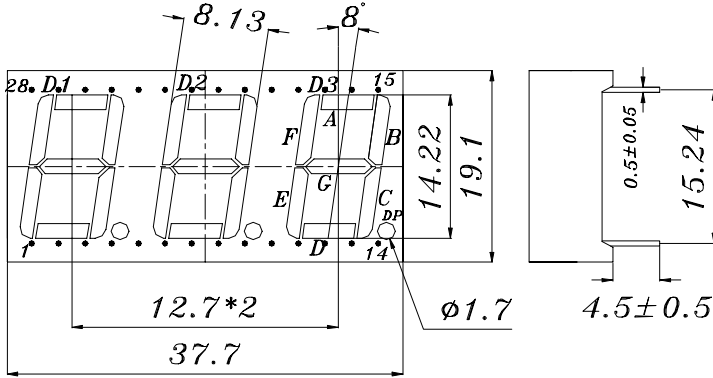
<http://www.everlight.com>

T01963 B90560767

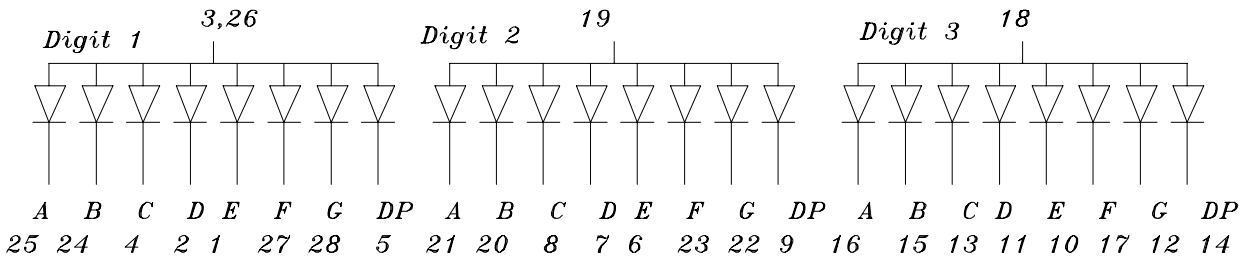


0.56" Triple Digit Displays

Package Dimensions:



- COMMON ANODE
- 1 CATHODE E DIGIT 1
- 2 CATHODE D DIGIT 1
- 3 COMMON ANODE DIGIT 1
- 4 CATHODE C DIGIT 1
- 5 CATHODE DP DIGIT 1
- 6 CATHODE E DIGIT 2
- 7 CATHODE D DIGIT 2
- 8 CATHODE C DIGIT 2
- 9 CATHODE DP DIGIT 2
- 10 CATHODE E DIGIT 3
- 11 CATHODE D DIGIT 3
- 12 CATHODE G DIGIT 3
- 13 CATHODE C DIGIT 3
- 14 CATHODE DP DIGIT 3
- 15 CATHODE B DIGIT 3
- 16 CATHODE A DIGIT 3
- 17 CATHODE F DIGIT 3
- 18 COMMON ANODE DIGIT 3
- 19 COMMON ANODE DIGIT 2
- 20 CATHODE B DIGIT 2
- 21 CATHODE A DIGIT 2
- 22 CATHODE G DIGIT 2
- 23 CATHODE F DIGIT 2
- 24 CATHODE B DIGIT 1
- 25 CATHODE A DIGIT 1
- 26 COMMON ANODE DIGIT 1
- 27 CATHODE F DIGIT 1
- 28 CATHODE G DIGIT 1



Notes:

1. All dimensions are in millimeters, tolerance is 0.25mm unless otherwise noted.
 2. Above specification may be changed without notice.
- Supplier will reserve authority on material change for above specification.



EVERLIGHT ELECTRONICS CO.,LTD.

Device Number : CDDT-512-025 REV: 1

0.56" Triple Digit Displays

PART NO. : ELT-512SDRWB/S530-A2/S119 ECN : _____ Page: 3/5

■ Absolute maximum ratings at Ta = 25°C :

Parameter	Symbol	Rating	Unit
Reverse Voltage	VR	5	V
Forward Current	IF	25	mA
Operating Temperature	Topr	-40 to +85	°C
Storage Temperature	Tstg	-40 to +100	°C
Soldering Temperature	Tsol	260 ± 5	°C
Electrostatic Discharge	ESD	2000	V
Power Dissipation	Pd	60	mW
Peak Forward Current(Duty 1/10 @ 1KHZ)	IF(Peak)	160	mA

■ Electronic optical characteristics :

Parameter		Symbol	Min.	Typ.	Max.	Unit	Condition
Luminous Intensity	Per segment	Iv	1.5	2.5	----	mcd	IF=2mA
			5.6	11.0	----		IF=10mA
	Per decimal point		0.5	0.7	----	mcd	IF=2mA
			2.5	3.5	----		IF=10mA
Peak Wavelength		λ p	----	650	----	nm	IF=20mA
Dominant Wavelength		λ d	----	639	----	nm	IF=20mA
Spectrum Radiation	Bandwidth	△ λ	----	20	----	nm	IF=20mA
Forward Voltage		VF	----	2.0	2.4	V	IF=20mA
Reverse Current		IR	----	----	10	μ A	VR=5V



EVERLIGHT ELECTRONICS CO.,LTD.

Device Number : CDDT-512-025 REV: 1

0.56" Triple Digit Displays

PART NO. : ELT-512SDRWB/S530-A2/S119 ECN : Page: 5/5

■ Reliability test items and conditions:

NO	Item	Test Conditions	Test Hours/Cycle	Sample Size	Ac/Re
1	Solder Heat	TEMP : 260°C ± 5 °C	5 SEC	76 PCS	0/1
2	Temperature Cycle	H : +85°C 30min ∩ 5 min L : -55°C 30min	50 CYCLE	76 PCS	0/1
3	Thermal Shock	H : +100°C 5min ∩ 10 sec L : -10°C 5min	50 CYCLE	76 PCS	0/1
4	High Temperature Storage	TEMP : 100°C	1000 HRS	76 PCS	0/1
5	Low Temperature Storage	TEMP : -55°C	1000 HRS	76 PCS	0/1
6	DC Operating Life	IF = 10 mA	1000 HRS	76 PCS	0/1
7	High Temperature / High Humidity	85°C /85% RH	1000 HRS	76 PCS	0/1

--	--	--	--	--	--