



**Technical Data Sheet**  
**0.56" Triple Digit Displays**


**ELT-511SURWA/S530-A2**

■ **Features :**

- Industrial standard size.
- Low power consumption.
- Categorized for luminous intensity.
- Pb free

■ **Descriptions :**

- The ELT-511 series is a large 14.22 mm (0.56")high seven segment display designed for viewing distances up to 7 meters.
- These displays provide excellent reliability in bright ambient light.
- These devices are made with white segments and gray surface.



■ **Applications :**

- Audio equipment
- Instrument panels
- Digital read out display

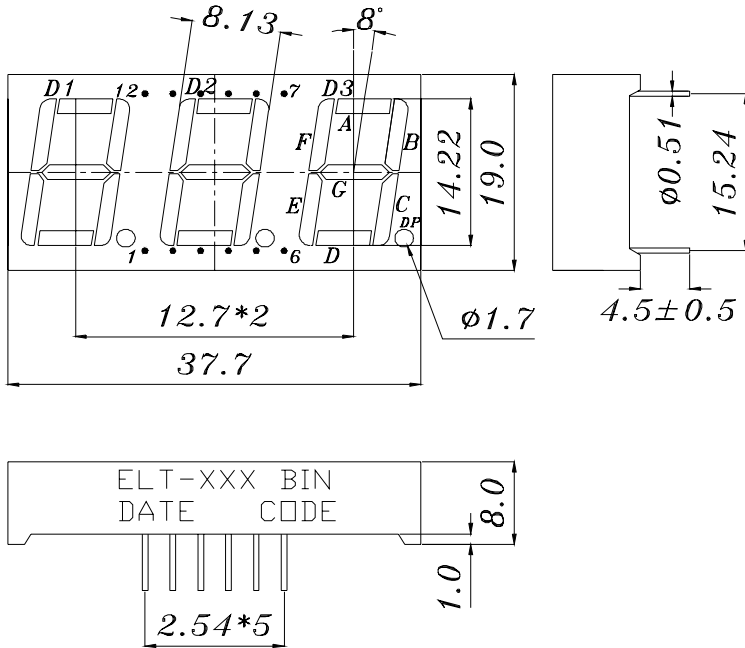
| PART NO.             | Chip     |               |
|----------------------|----------|---------------|
|                      | Material | Emitted Color |
| ELT-511SURWA/S530-A2 | AlGaInP  | Hyper Red     |



Technical Data Sheet  
0.56" Triple Digit Displays

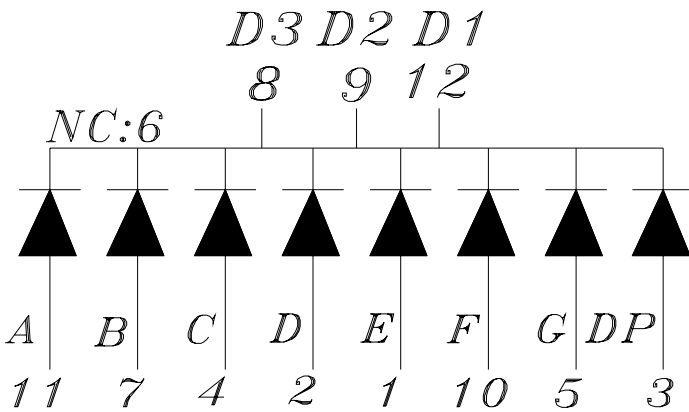
ELT-511SURWA/S530-A2

Package Dimensions



COMMON CATHODE

- 1 ANODE E
- 2 ANODE D
- 3 ANODE DP
- 4 ANODE C
- 5 ANODE G
- 6 NO CONNECT
- 7 ANODE B
- 8 COMMON CATHODE D3
- 9 COMMON CATHODE D2
- 10 ANODE F
- 11 ANODE A
- 12 COMMON CATHODE D1



Notes: 1.All dimensions are in millimeters , tolerance is 0.25mm unless otherwise noted.

2.Above specification may be changed without notice.

Supplier will reserve authority on material change for above specification.

**Technical Data Sheet  
0.56" Triple Digit Displays****ELT-511SURWA/S530-A2**

## ■ Absolute maximum ratings at Ta = 25°C :

| Parameter                              | Symbol               | Rating      | Unit |
|--|----------------------|-------------|------|
| Reverse Voltage                        | V <sub>R</sub>       | 5           | V    |
| Forward Current                        | I <sub>F</sub>       | 25          | mA   |
| Operating Temperature                  | T <sub>opr</sub>     | -40 to +85  | °C   |
| Storage Temperature                    | T <sub>stg</sub>     | -40 to +100 | °C   |
| Soldering Temperature                  | T <sub>sol</sub>     | 260 ± 5     | °C   |
| Electrostatic Discharge                | ESD                  | 2000        | V    |
| Power Dissipation                      | P <sub>d</sub>       | 60          | mW   |
| Peak Forward Current(Duty 1/10 @ 1KHz) | I <sub>F(Peak)</sub> | 160         | mA   |

## ■ Electronic optical characteristics :

| Parameter                    |                   | Symbol         | Min. | Typ.  | Max. | Unit | Condition            |
|------------------------------|-------------------|----------------|------|-------|------|------|----------------------|
| Luminous Intensity           | Per segment       | I <sub>v</sub> | ---- | 2.5   | ---- | mcd  | I <sub>F</sub> =2mA  |
|                              |                   |                | 5.60 | 12.50 | ---- |      | I <sub>F</sub> =10mA |
|                              | Per decimal point |                | ---- | 0.8   | ---- | mcd  | I <sub>F</sub> =10mA |
|                              |                   |                | 2.0  | 4.5   | ---- |      |                      |
| Peak Wavelength              |                   | λ <sub>p</sub> | ---- | 632   | ---- | nm   | I <sub>F</sub> =20mA |
| Dominant Wavelength          |                   | λ <sub>d</sub> | ---- | 624   | ---- | nm   | I <sub>F</sub> =20mA |
| Spectrum Radiation Bandwidth |                   | Δλ             | ---- | 20    | ---- | nm   | I <sub>F</sub> =20mA |
| Forward Voltage              |                   | V <sub>F</sub> | ---- | 2.0   | 2.4  | V    | I <sub>F</sub> =20mA |
| Reverse Current              |                   | I <sub>R</sub> | ---- | ----  | 100  | μA   | V <sub>R</sub> =5V   |

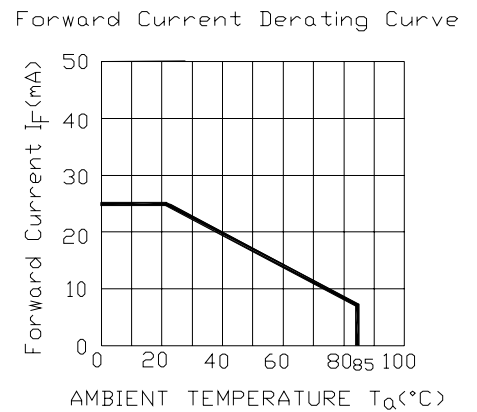
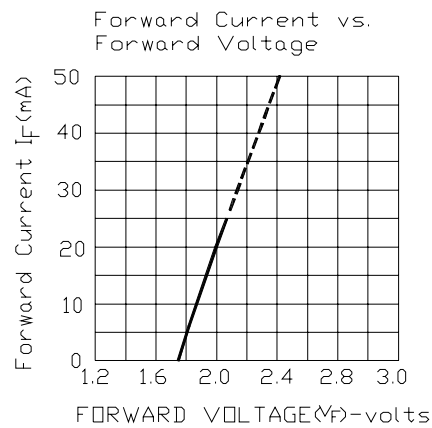
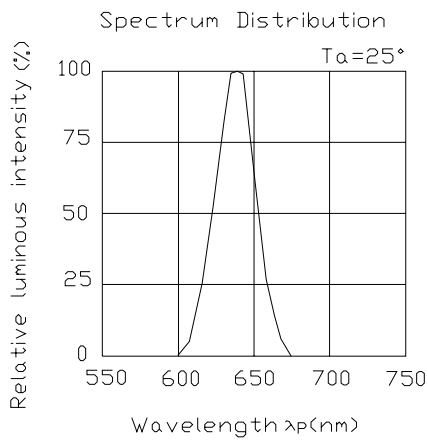


Technical Data Sheet  
0.56" Triple Digit Displays

ELT-511SURWA/S530-A2

■ Typical Electro-Optical Characteristic Curves:

(SUR)



**Technical Data Sheet  
0.56" Triple Digit Displays****ELT-511SURWA/S530-A2****■ Reliability test items and conditions:**

| NO | Item                             | Test Conditions                               | Test Hours/Cycle | Sample Size | Ac/Re |
|----|----------------------------------|---|------------------|-------------|-------|
| 1  | Solder Heat                      | TEMP : 260°C ± 5 °C                           | 5 SEC            | 76 PCS      | 0/1   |
| 2  | Temperature Cycle                | H : +85°C 30min<br>∫ 5 min<br>L : -55°C 30min | 50 CYCLE         | 76 PCS      | 0/1   |
| 3  | Thermal Shock                    | H : +100°C 5min<br>∫ 10 sec<br>L : -10°C 5min | 50 CYCLE         | 76 PCS      | 0/1   |
| 4  | High Temperature Storage         | TEMP : 100°C                                  | 1000 HRS         | 76 PCS      | 0/1   |
| 5  | Low Temperature Storage          | TEMP : -55°C                                  | 1000 HRS         | 76 PCS      | 0/1   |
| 6  | DC Operating Life                | IF = 10 mA                                    | 1000 HRS         | 76 PCS      | 0/1   |
| 7  | High Temperature / High Humidity | 85°C/85% RH                                   | 1000 HRS         | 76 PCS      | 0/1   |