



# EVERLIGHT ELECTRONICS CO.,LTD.

Device Number : DDS-232-005 REV: 1.2

## 2.24" Single Digit Displays

PART NO. : ELS-2325SRDR ECN :            Page: 1/5

### ■ Features :

- Industrial standard size.
- Low power consumption.
- Categorized for luminous intensity.

### ■ Applications:

- Audio equipment
- Instrument panels
- Digital read out display

### ■ Descriptions :

- The ELS-2325 series is a large 57.0mm (2.24")high seven segment display designed for viewing distances up to 7 meters.
- These displays provide excellent reliability in bright ambient light.
- These devices are made with red segments and red surface.

PART NO.	Chip	
	Material	Emitted Color
ELS-2325SRDR	GaAlAs	Super Red

OFFICE : NO. 25,Lane 76,Sec.3, Chung Yang Rd., Tucheng 236, Taipei, Taiwan, R.O.C.

TEL : 886-2-2267-2000,2267-9936

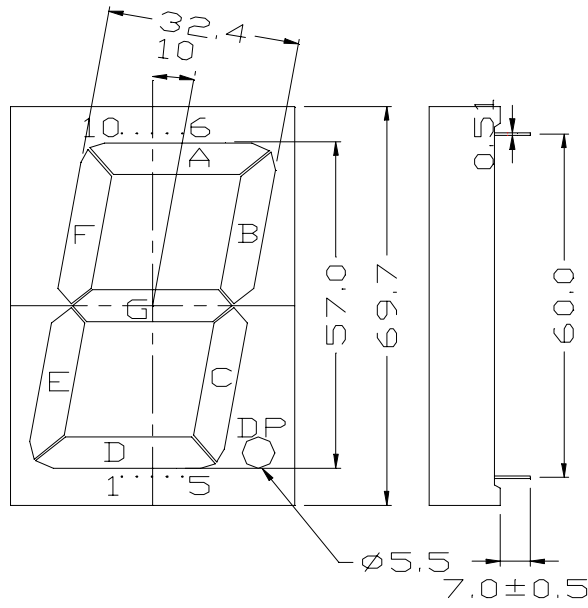
FAX : 886-2-2267-6244,22676189,22676306

<http://www.everlight.com>

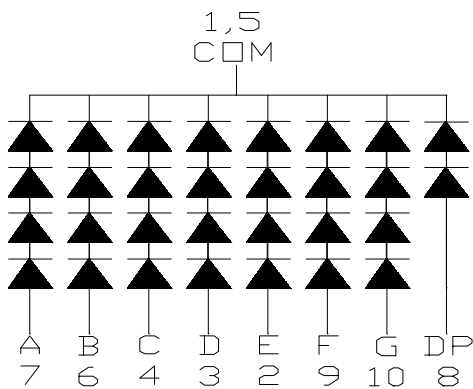
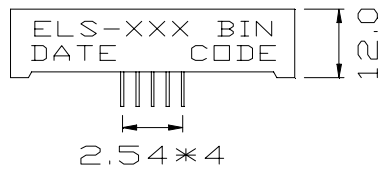


2.24" Single Digit Displays

■ Package Dimensions:



- COMMON CATHODE
- 1 COMMON CATHODE
  - 2 ANODE E
  - 3 ANODE D
  - 4 ANODE C
  - 5 COMMON CATHODE
  - 6 ANODE B
  - 7 ANODE A
  - 8 ANODE DP
  - 9 ANODE F
  - 10 ANODE G



■ Notes:

1. All dimensions are in millimeters, tolerance is 0.25mm unless otherwise noted.
  2. Above specification may be changed without notice.
- Supplier will reserve authority on material change for above specification.



2.24" Single Digit Displays

■ Absolute maximum ratings at Ta = 25°C :

Parameter	Symbol	Rating	Unit
Reverse Voltage	VR	5	V
Forward Current	IF	40	mA
Operating Temperature	Topr	-40 to +85	°C
Storage Temperature	Tstg	-40 to +100	°C
Soldering Temperature	Tsol	260 ± 5	°C
Power Dissipation	Pd	110	mW
Peak Forward Current(Duty 1/10 @ 1KHZ)	IF(Peak)	180	mA

■ Electronic optical characteristics :

Parameter		Symbol	Min.	Typ.	Max.	Unit	Condition
Luminous Intensity	Per segment	Iv	7.8	11.0	----	mcd	IF=10mA
	Per decimal point		2.0	3.5	----		
Peak Wavelength		$\lambda p$	----	660	----	nm	IF=20mA
Dominant Wavelength		$\lambda d$	----	643	----	nm	IF=20mA
Spectrum Radiation	Bandwidth	$\Delta \lambda$	----	20	----	nm	IF=20mA
Forward Voltage		VF	----	6.8	9.6	V	IF=20mA
Reverse Current		IR	----	----	10	$\mu A$	VR=5V



2.24" Single Digit Displays

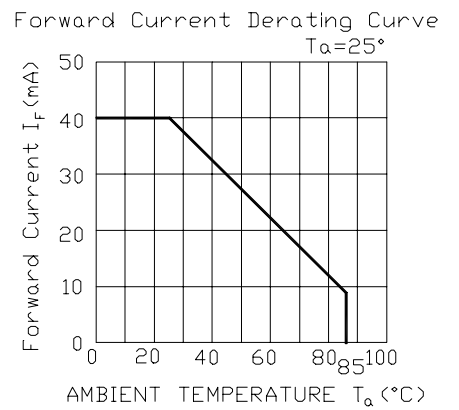
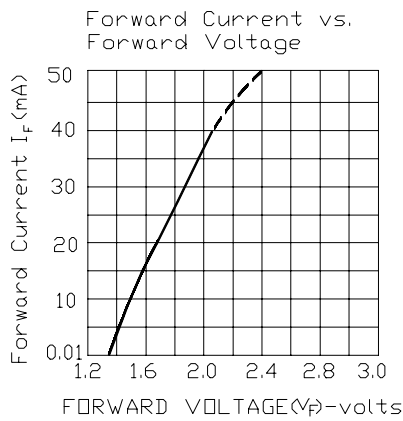
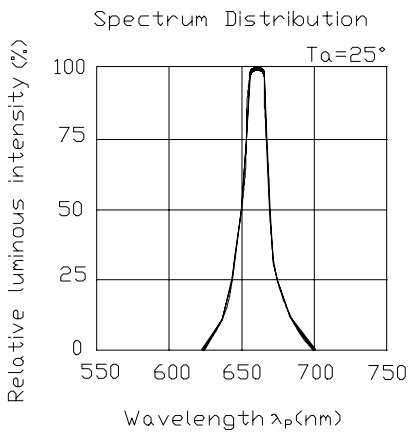
PART NO. : ELS-2325SRDR

ECN :                     

Page: 4/5

■ Typical Electro-Optical Characteristic Curves:

SR





# EVERLIGHT ELECTRONICS CO.,LTD.

Device Number : DDS-232-005 REV: 1.2

2.24" Single Digit Displays

PART NO. : ELS-2325SRDR ECN :                      Page: 5/5

■ Reliability test items and conditions:

NO	Item	Test Conditions	Test Hours/Cycle	Sample Size	Ac/Re
1	Solder Heat	TEMP : 260°C ± 5 °C	5 SEC	76 PCS	0/1
2	Temperature Cycle	H : +85°C 30min ∫ 5 min L : -55°C 30min	50 CYCLE	76 PCS	0/1
3	Thermal Shock	H : +100°C 5min ∫ 10 sec L : -10°C 5min	50 CYCLE	76 PCS	0/1
4	High Temperature Storage	TEMP : 100°C	1000 HRS	76 PCS	0/1
5	Low Temperature Storage	TEMP : -55°C	1000 HRS	76 PCS	0/1
6	DC Operating Life	IF = 10 mA	1000 HRS	76 PCS	0/1
7	High Temperature / High Humidity	85°C/85% RH	1000 HRS	76 PCS	0/1

--	--	--	--	--	--