



Device Number : DDF-512-038 REV: 1.0

## 0.56" Quadruple Digit Displays

MODEL NO : ELF-512SURWA/S530-A2 ECN : \_\_\_\_\_ Page: 1/5

### ■ Features :

- Industrial standard size.
- Low power consumption.
- Categorized for luminous intensity.

### ■ Applications:

- Audio equipment
- Instrument panels
- Digital readout display

### ■ Description :

- The ELT-512 series is a large 14.22mm (0.56")high seven segment display design for viewing distances up to 7 meters.
- These displays provide excellent reliability in bright ambient light.
- These device is made with white segments and gray surface.


PART NO	CHIP		C.C. or C.A.
	Material	Emitted Color	
ELF-512SURWA/S530-A2	AlGaInP	Hyper Red	C.A.

OFFICE : NO. 25,Lane 76,Sec.3, Chung Yang Rd., Tucheng 236, Taipei, Taiwan, R.O.C.

TEL : 886-2-2267-2000,2267-9936

FAX : 886-2-2267-6244,22676189,22676306

<http://www.everlight.com>



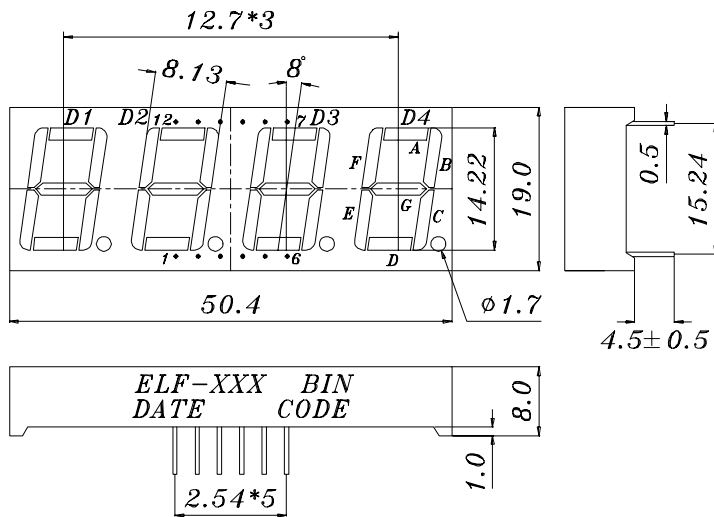
0.56" Quadruple Digit Displays

MODEL NO : ELF-512SURWA/S530-A2

ECN : \_\_\_\_\_

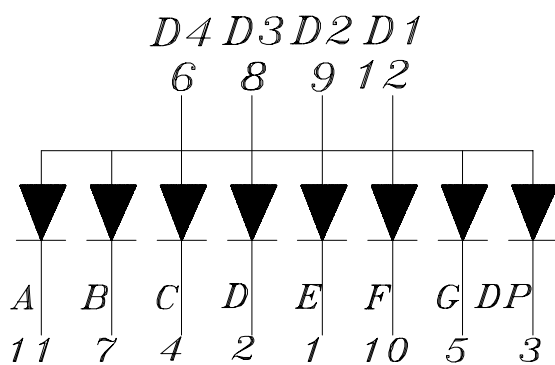
Page: 2/5

■ Package Dimension:



COMMON ANODE

1. CATHODE E
2. CATHODE D
3. CATHODE DP
4. CATHODE C
5. CATHODE G
6. COMMON ANODE D4
7. CATHODE B
8. COMMON ANODE D3
9. COMMON ANODE D2
10. CATHODE F
11. CATHODE A
12. COMMON ANODE D1



■ NOTES:

1. All dimensions are millimeters, tolerance is 0.25mm unless otherwise noted.
  2. Above specification may be changed without notice.
- Supplier will reserve authority on material change for above specification.



0.56" Quadruple Digit Displays

MODEL NO : ELF-512SURWA/S530-A2 ECN : \_\_\_\_\_ Page: 3/5

■ Absolute maximum ratings at Ta = 25°C :

Parameter	Symbol	Rating	Unit
Reverse Voltage	Vr	5	V
Forward Current	If	25	mA
Operating Temperature	Topr	-40 to +85	°C
Storage Temperature	Tstg	-40 to +100	°C
Soldering Temperature	Tsol	260 ± 5	°C
Electrostatic Discharge	ESD	2000	V
Power Dissipation	Pd	60	mW
Peak Forward Current(Duty 1/10 @ 1KHZ)	If(Peak)	160	mA

■ Electronic optical characteristics :

Parameter		Symbol	MIN.	TYP.	MAX.	Unit	Condition
Luminous	Per segment	Iv	0.75	2.1	----	mcd	If=2mA
	Per decimal point		5.60	14.2	----	mcd	If=10mA
Intensity	Per segment	Iv	0.28	0.75	----	mcd	If=2mA
	Per decimal point		2.80	5.60	----	mcd	If=10mA
Peak Wavelength		λ p	----	632	----	nm	If=20mA
Dominant Wavelength		λ d	----	624	----	nm	If=20mA
Spectrum Radiation Bandwidth		Δ λ	----	20.0	----	nm	If=20mA
Forward Voltage		Vf	----	2.0	2.4	V	If=20mA
Reverse Current		Ir	----	----	10	μ A	Vr=5V



# EVERLIGHT ELECTRONICS CO.,LTD.

Device Number : DDF-512-038

REV: 1.0

0.56" Quadruple Digit Displays

MODEL NO : ELF-512SURWA/S530-A2 ECN : \_\_\_\_\_

Page: 4/5

■ Reliability test item and condition:

NO	Item	Test Conditions	Test Hours/Cycle	Sample Size	Ac/Re
1	Solder Heat	TEMP : 260°C ± 5 °C	5 SEC	76 PCS	0/1
2	Temperature Cycle	H : +85°C 30min ∫ 5 min L : -55°C 30min	50 CYCLE	76 PCS	0/1
3	Thermal Shock	H : +100°C 5min ∫ 10 sec L : -10°C 5min	50 CYCLE	76 PCS	0/1
4	High Temperature Storage	TEMP : 100°C	1000 HRS	76 PCS	0/1
5	Low Temperature Storage	TEMP : -55°C	1000 HRS	76 PCS	0/1
6	DC Operating Life	If = 10 mA	1000 HRS	76 PCS	0/1
7	High Temperature / High Humidity	85°C/85% RH	1000 HRS	76 PCS	0/1

--	--	--	--	--	--



0.56" Quadruple Digit Displays

■ Typical Electro-Optical Characteristic Curves:

