



# EVERLIGHT ELECTRONICS CO.,LTD.

Device Number : DDD-512-055 REV: 1.0

## 0.56" Dual Digit Displays

MODEL NO : ELD-512SDRWB/S209 ECN : \_\_\_\_\_ Page: 1/5

### ■ Features :

- Industrial standard size.
- Low power consumption.
- Categorized for luminous intensity.

### ■ Applications:

- Audio equipment
- Instrument panels
- Digital read out display

### ■ Descriptios :

- The ELD-512 series is a large 14.22mm (0.56")high seven segment display design for viewing distances up to 7 meters.
- These displays provide excellent reliability in bright ambient light.
- These device is made with white segments and black surface.

PART NO	CHIP		C.C. or C.A.
	Material	Emitted Color	
ELD-512SDRWB/S209	AlGaInP	Super Deep-Red	C.A.

OFFICE : NO. 25,Lane 76,Sec.3, Chung Yang Rd., Tucheng 236, Taipei, Taiwan, R.O.C.

TEL : 886-2-2267-2000,2267-9936

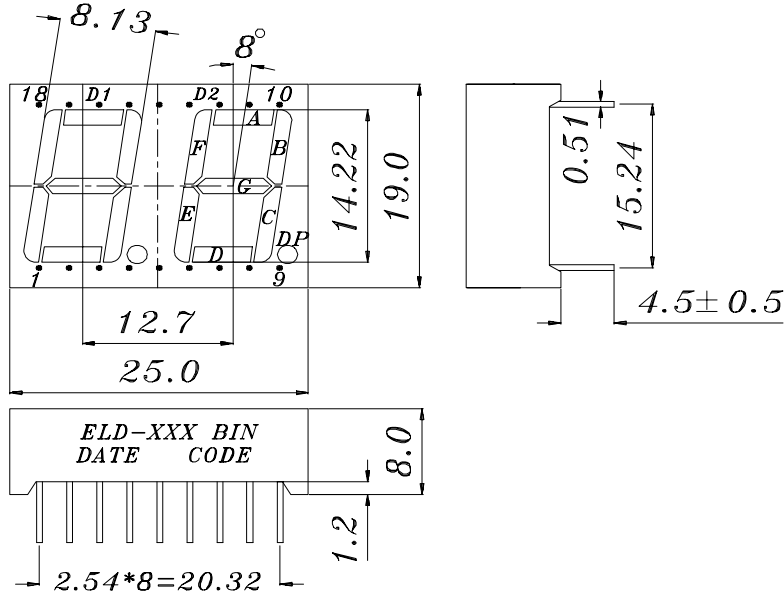
FAX : 886-2-2267-6244,22676189,22676306

<http://www.everlight.com>

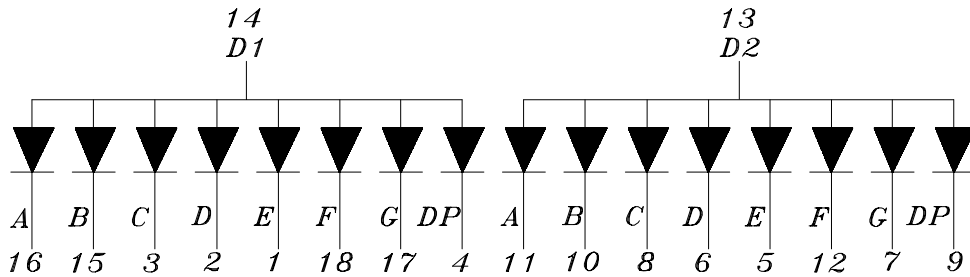


## 0.56" Dual Digit Displays

### Package Dimensions:



- COMMON ANODE**
- 1 CATHODE E D1
  - 2 CATHODE D D1
  - 3 CATHODE C D1
  - 4 CATHODE DP D1
  - 5 CATHODE E D2
  - 6 CATHODE D D2
  - 7 CATHODE G D2
  - 8 CATHODE C D2
  - 9 CATHODE DP D2
  - 10 CATHODE B D2
  - 11 CATHODE A D2
  - 12 CATHODE F D2
  - 13 COMMON ANODE D2
  - 14 COMMON ANODE D1
  - 15 CATHODE B D1
  - 16 CATHODE A D1
  - 17 CATHODE G D1
  - 18 CATHODE F D1



### NOTES:

1.All dimensions are in millimeters, tolerance is 0.25mm unless otherwise noted.

2.Above specification may be changed without notice.

Supplier will reserve authority on material change for above specification.



# EVERLIGHT ELECTRONICS CO.,LTD.

Device Number : DDD-512-055 REV: 1.0

0.56" Dual Digit Displays

MODEL NO : ELD-512SDRWB/S209 ECN : \_\_\_\_\_ Page: 3/5

■ Absolute maximum ratings at Ta = 25°C :

Parameter	Symbol	Rating	Unit
Reverse Voltage	Vr	5	V
Forward Current	If	25	mA
Operating Temperature	Topr	-40 to +85	°C
Storage Temperature	Tstg	-40 to +100	°C
Soldering Temperature	Tsol	260 ± 5	°C
Electrostatic Discharge	ESD	2000	V
Power Dissipation	Pd	60	mW
Peak Forward Current(Duty 1/10 @ 1KHZ)	If(Peak)	160	mA

■ Electronic optical characteristics :

Parameter		Symbol	MIN.	TYP.	MAX.	Unit	Condition
Luminous Intensity	Per segment	Iv	15.0	20.0	----	mcd	If=10mA
	Per decimal point		6.00	9.00	----	mcd	If=10mA
Peak Wavelength		$\lambda_p$	----	650	----	nm	If=20mA
Dominant Wavelength		$\lambda_d$	----	639	----	nm	If=20mA
Spectrum Radiation Bandwidth		$\Delta \lambda$	----	20	----	nm	If=20mA
Forward Voltage		Vf	----	2.0	2.4	V	If=20mA
Reverse Current		Ir	----	----	10	$\mu A$	Vr=5V



# EVERLIGHT ELECTRONICS CO.,LTD.

Device Number : DDD-512-055 REV: 1.0

0.56" Dual Digit Displays

MODEL NO : ELD-512SDRWB/S209 ECN : \_\_\_\_\_ Page: 4/5

■ Reliability test item and condition:

NO	Item	Test Conditions	Test Hours/Cycle	Sample Size	Ac/Re
1	Solder Heat	TEMP : 260°C ± 5 °C	5 SEC	76 PCS	0/1
2	Temperature Cycle	H : +85°C 30min ∫ 5 min L : -55°C 30min	50 CYCLE	76 PCS	0/1
3	Thermal Shock	H : +100°C 5min ∫ 10 sec L : -10°C 5min	50 CYCLE	76 PCS	0/1
4	High Temperature Storage	TEMP : 100°C	1000 HRS	76 PCS	0/1
5	Low Temperature Storage	TEMP : -55°C	1000 HRS	76 PCS	0/1
6	DC Operating Life	If = 10 mA	1000 HRS	76 PCS	0/1
7	High Temperature / High Humidity	85°C/85% RH	1000 HRS	76 PCS	0/1



0.56" Dual Digit Displays

MODEL NO: ELD-512SDRWB/S209

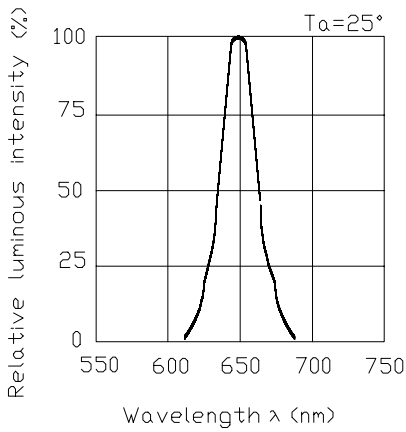
ECN :                     

Page: 5/5

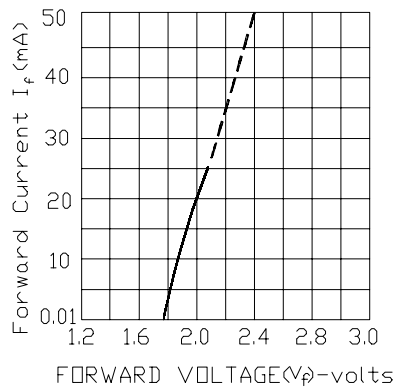
## Typical Electro-Optical Characteristic Curves:

SDR

Spectrum Distribution



Forward Current vs. Forward Voltage



Forward Current Derating Curve

