



Technical Data Sheet 0.56" Dual Digit Displays


ELD-511SURWA/S530-A3

■ Features :

- Industrial standard size.
- Low power consumption.
- Categorized for luminous intensity.
- Pb free

■ Descriptions :

- The ELD-511 series is a large 14.22mm (0.56")high seven segment display designed for viewing distances up to 7 meters.
- These displays provide excellent reliability in bright ambient light.
- These devices are made with white segments and gray surface.



■ Applications :

- Audio equipment
- Instrument panels
- Digital read out display

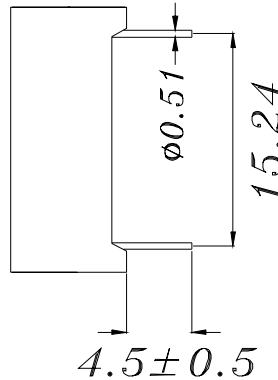
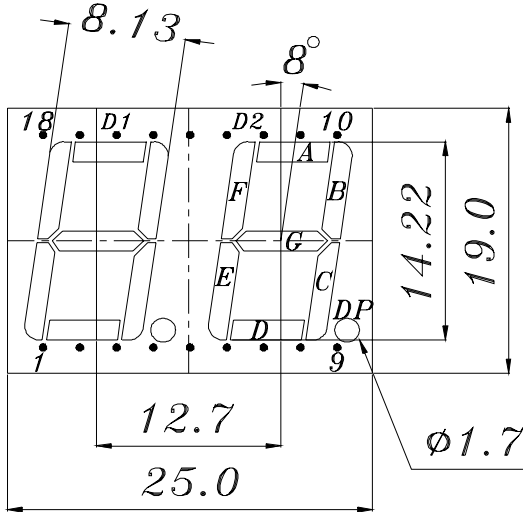
PART NO.	Chip	
	Material	Emitted Color
ELD-511SURWA/S530-A3	AlGaInP	Hyper Red



Technical Data Sheet
0.56" Dual Digit Displays

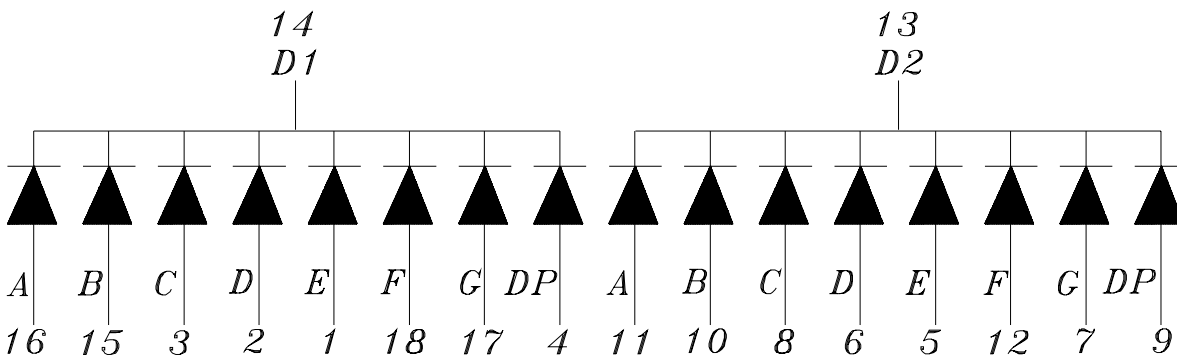
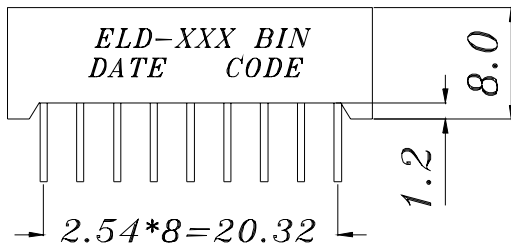
ELD-511SURWA/S530-A3

Package Dimensions



COMMON CATHODE

- 1 ANODE E D1
- 2 ANODE D D1
- 3 ANODE C D1
- 4 ANODE DP D1
- 5 ANODE E D2
- 6 ANODE D D2
- 7 ANODE G D2
- 8 ANODE C D2
- 9 ANODE DP D2
- 10 ANODE B D2
- 11 ANODE A D2
- 12 ANODE F D2
- 13 COMMON CATHODE D2
- 14 COMMON CATHODE D1
- 15 ANODE B D1
- 16 ANODE A D1
- 17 ANODE G D1
- 18 ANODE F D1



Notes: 1.All dimensions are in millimeters, tolerance is 0.25mm unless otherwise noted.

2.Above specification may be changed without notice.

Supplier will reserve authority on material change for above specification.

**Technical Data Sheet
0.56" Dual Digit Displays****ELD-511SURWA/S530-A3**

■ Absolute maximum ratings at Ta = 25°C :

Parameter	Symbol	Rating	Unit
Reverse Voltage	V _R	5	V
Forward Current	I _F	25	mA
Operating Temperature	T _{opr}	-40 to +85	°C
Storage Temperature	T _{stg}	-40 to +100	°C
Soldering Temperature	T _{sol}	260 ± 5	°C
Electrostatic Discharge	ESD	2000	V
Power Dissipation	P _d	60	mW
Peak Forward Current(Duty 1/10 @ 1KHZ)	I _{F(Peak)}	160	mA

■ Electronic optical characteristics :

Parameter		Symbol	Min.	Typ.	Max.	Unit	Condition
Luminous Intensity	Per segment	I _v	----	4.0	----	mcd	I _F =2mA
			7.8	15.0	----		I _F =10mA
	Per decimal point		----	1.2	----	mcd	I _F =10mA
			2.5	4.5	----		
Peak Wavelength		λ _p	----	632	----	nm	I _F =20mA
Dominant Wavelength		λ _d	----	624	----	nm	I _F =20mA
Spectrum Radiation Bandwidth		Δλ	----	20	----	nm	I _F =20mA
Forward Voltage		V _F	----	2.0	2.4	V	I _F =20mA
Reverse Current		I _R	----	----	100	μA	V _R =5V

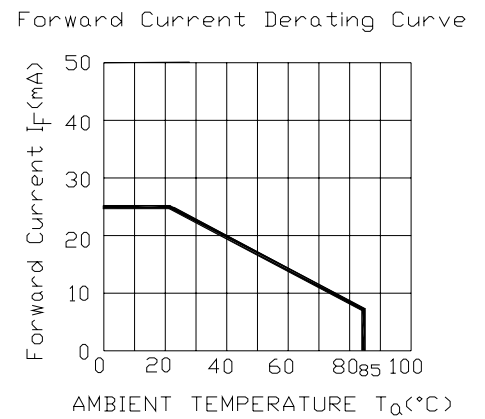
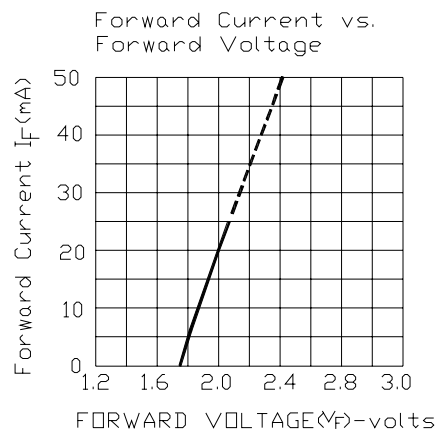
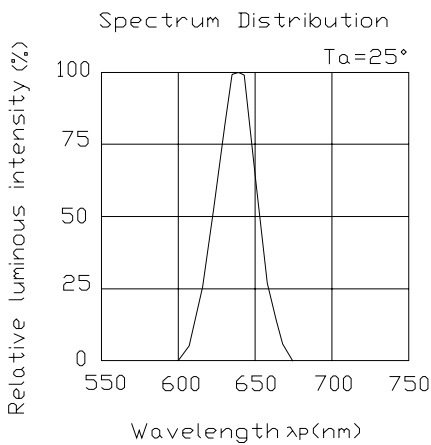


Technical Data Sheet
0.56" Dual Digit Displays

ELD-511SURWA/S530-A3

■ Typical Electro-Optical Characteristic Curves:

(SUR)





Technical Data Sheet
0.56" Dual Digit Displays

ELD-511SURWA/S530-A3

■ Reliability test items and conditions:

NO	Item	Test Conditions	Test Hours/Cycle	Sample Size	Ac/Re
1	Solder Heat	TEMP : 260°C ± 5 °C	5 SEC	76 PCS	0/1
2	Temperature Cycle	H : +85°C 30min ∫ 5 min L : -55°C 30min	50 CYCLE	76 PCS	0/1
3	Thermal Shock	H : +100°C 5min ∫ 10 sec L : -10°C 5min	50 CYCLE	76 PCS	0/1
4	High Temperature Storage	TEMP : 100°C	1000 HRS	76 PCS	0/1
5	Low Temperature Storage	TEMP : -55°C	1000 HRS	76 PCS	0/1
6	DC Operating Life	IF = 10 mA	1000 HRS	76 PCS	0/1
7	High Temperature / High Humidity	85°C/85% RH	1000 HRS	76 PCS	0/1