



EVERLIGHT ELECTRONICS CO.,LTD.

Device Number : DDD-511-062 REV: 1.0

0.56" Dual Digit Displays

MODEL NO : ELD-511IDR ECN : Page: 1/5

■ Features :

- Industrial standard size.
- Low power consumption.
- Categorized for luminous intensity.

■ Applications:

- Audio equipment
- Instrument panels
- Digital read out display

■ Descriptions :

- The ELD-511 series is a large 14.22mm (0.56")high seven segment display design for viewing distances up to 7 meters.
- These displays provide excellent reliability in bright ambient light.
- These device is made with red segments and red surface.

PART NO	CHIP		C.C. or C.A.
	Material	Emitted Color	
ELD-511IDR	GaAsP/GaP	Hi-Eff Red	C.C.

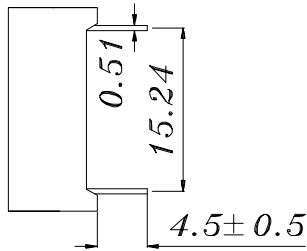
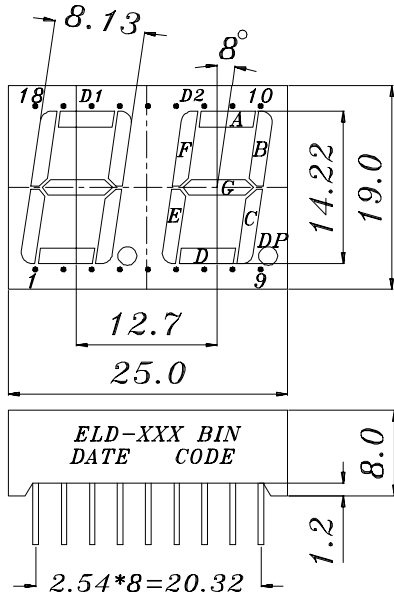
OFFICE : NO. 25,Lane 76,Sec.3, Chung Yang Rd., Tucheng 236, Taipei, Taiwan, R.O.C.
 TEL : 886-2-2267-2000,2267-9936
 FAX : 886-2-2267-6244,22676189,22676306
<http://www.everlight.com>



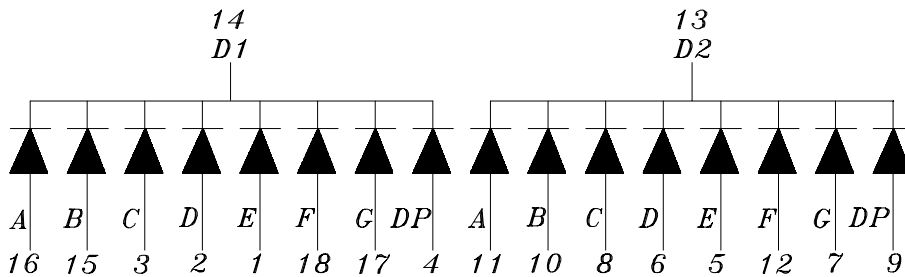
0.56" Dual Digit Displays

MODEL NO : ELD-511IDR ECN : _____ Page: 2/5

Package Dimensions:



- COMMON CATHODE*
- 1 ANODE E D1
 - 2 ANODE D D1
 - 3 ANODE C D1
 - 4 ANODE DP D1
 - 5 ANODE E D2
 - 6 ANODE D D2
 - 7 ANODE G D2
 - 8 ANODE C D2
 - 9 ANODE DP D2
 - 10 ANODE B D2
 - 11 ANODE A D2
 - 12 ANODE F D2
 - 13 COMMON CATHODE D2
 - 14 COMMON CATHODE D1
 - 15 ANODE B D1
 - 16 ANODE A D1
 - 17 ANODE G D1
 - 18 ANODE F D1



NOTES:

1. All dimensions are in millimeters, tolerance is 0.25mm unless otherwise noted.

2. Above specification may be changed without notice.

Supplier will reserve authority on material change for above specification.

Device Number : DDD-511-062 REV: 1.0

0.56" Dual Digit Displays

MODEL NO : ELD-511IDR ECN : Page: 3/5

■ Absolute maximum ratings at Ta = 25°C :

Parameter	Symbol	Rating	Unit
Reverse Voltage	Vr	5	V
Forward Current	If	30	mA
Operating Temperature	Topr	-40 to +85	°C
Storage Temperature	Tstg	-40 to +100	°C
Soldering Temperature	Tsol	260 ± 5	°C
Power Dissipation	Pd	100	mW
Peak Forward Current(Duty 1/10 @ 1KHZ)	If(Peak)	160	mA

■ Electronic optical characteristics :

Parameter		Symbol	MIN.	TYP.	MAX.	Unit	Condition
Luminous Intensity	Per segment	Iv	1.4	2.0	----	mcd	If=10mA
	Per decimal point		0.45	1.05	----	mcd	If=10mA
Peak Wavelength		λp	----	635	----	nm	If=20mA
Dominant Wavelength		λd	----	625	----	nm	If=20mA
Spectrum Radiation Bandwidth		$\Delta \lambda$	----	45	----	nm	If=20mA
Forward Voltage		Vf	1.7	2.0	2.4	V	If=20mA
Reverse Current		Ir	----	----	10	μA	Vr=5V



EVERLIGHT ELECTRONICS CO.,LTD.

Device Number : DDD-511-062 REV: 1.0

0.56" Dual Digit Displays

MODEL NO : ELD-511IDR ECN : Page: 4/5

■ Reliability test item and condition:

NO	Item	Test Conditions	Test Hours/Cycle	Sample Size	Ac/Re
1	Solder Heat	TEMP : 260°C ± 5 °C	5 SEC	76 PCS	0/1
2	Temperature Cycle	H : +85°C 30min ∫ 5 min L : -55°C 30min	50 CYCLE	76 PCS	0/1
3	Thermal Shock	H : +100°C 5min ∫ 10 sec L : -10°C 5min	50 CYCLE	76 PCS	0/1
4	High Temperature Storage	TEMP : 100°C	1000 HRS	76 PCS	0/1
5	Low Temperature Storage	TEMP : -55°C	1000 HRS	76 PCS	0/1
6	DC Operating Life	If = 10 mA	1000 HRS	76 PCS	0/1
7	High Temperature / High Humidity	85°C/85% RH	1000 HRS	76 PCS	0/1

--	--	--	--	--	--



EVERLIGHT ELECTRONICS CO.,LTD.

Device Number :

DDD-511-062

REV:

1.0

0.56" Dual Digit Displays

MODEL NO:

ELD-511IDR

ECN :

Page:

5/5

Typical Electro-Optical Characteristic Curves:

