



EVERLIGHT ELECTRONICS CO.,LTD.

Device Number : CDDD-426-037 REV: 1

0.4" Dual Digit Displays

PART NO. : ELD-426UYWB/S530-A2/P2 ECN : _____ Page: 1/5

■ Features :

- Industrial standard size.
- Low power consumption.
- Categorized for luminous intensity.

■ Applications:

- Audio equipment
- Instrument panels
- Digital read out display

■ Descriptions :

- The ELD-426 series is a large 10.16mm (0.4")high seven segment display designed for viewing distances up to 7 meters.
- These displays provide excellent reliability in bright ambient light.
- These devices are made with white segments and black surface.

PART NO.	Chip	
	Material	Emitted Color
ELD-426UYWB/S530-A2/P2	AlGaInP	Super Yellow

OFFICE : NO. 25,Lane 76,Sec.3, Chung Yang Rd., Tucheng 236, Taipei, Taiwan, R.O.C.

TEL : 886-2-2267-2000,2267-9936

FAX : 886-2-2267-6244,22676189,22676306

<http://www.everlight.com>

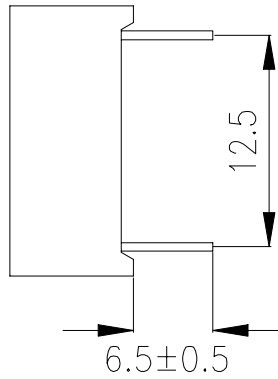
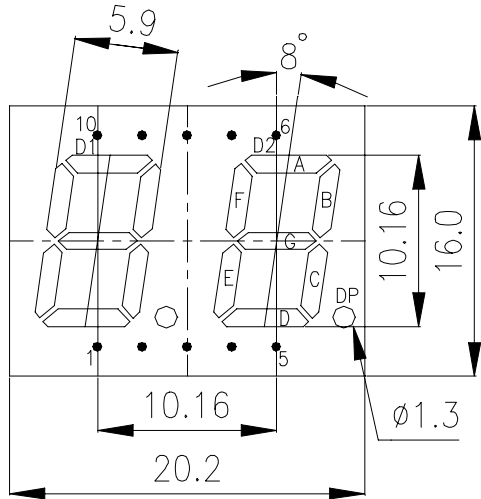
A0201030



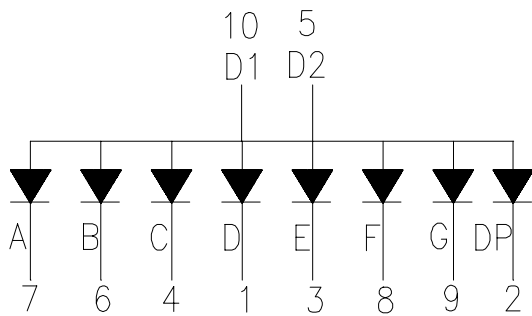
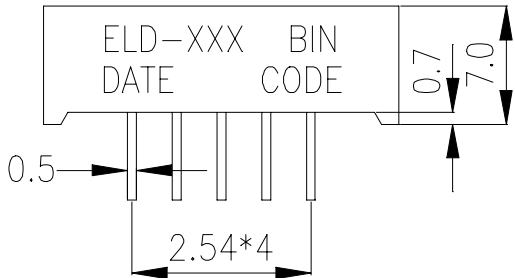
0.4" Dual Digit Displays

PART NO. : ELD-426UYWB/S530-A2/P2 ECN : _____ Page: 2/5

■ Package Dimensions:



- COMMON ANODE
- 1 CATHODE D
- 2 CATHODE DP
- 3 CATHODE E
- 4 CATHODE C
- 5 COMMON ANODE D2
- 6 CATHODE B
- 7 CATHODE A
- 8 CATHODE F
- 9 CATHODE G
- 10 COMMON ANODE D1



■ Notes:

- 1.All dimensions are in millimeters , tolerance is 0.25mm unless otherwise noted.
- 2.Above specification may be changed without notice.

Supplier will reserve authority on material change for above specification.



EVERLIGHT ELECTRONICS CO.,LTD.

Device Number : CDDD-426-037 REV: 1

0.4" Dual Digit Displays

PART NO. : ELD-426UYWB/S530-A2/P2 ECN : _____ Page: 3/5

■ Absolute maximum ratings at Ta = 25°C :

Parameter	Symbol	Rating	Unit
Reverse Voltage	VR	5	V
Forward Current	IF	25	mA
Operating Temperature	Topr	-40 to +85	°C
Storage Temperature	Tstg	-40 to +100	°C
Soldering Temperature	Tsol	260 ± 5	°C
Electrostatic Discharge	ESD	2000	V
Power Dissipation	Pd	60	mW
Peak Forward Current(Duty 1/10 @ 1KHZ)	IF(Peak)	160	mA

■ Electronic optical characteristics :

Parameter		Symbol	Min.	Typ.	Max.	Unit	Condition
Luminous Intensity	Per segment	Iv	0.8	1.5	----	mcd	IF=2mA
			4.0	8.9	----		IF=10mA
	Per decimal point		0.2	0.3	----	mcd	IF=2mA
			0.3	0.5	----		IF=10mA
Peak Wavelength		λp	----	591	----	nm	IF=20mA
Dominant Wavelength		λd	----	589	----	nm	IF=20mA
Spectrum Radiation Bandwidth		$\Delta \lambda$	----	15	----	nm	IF=20mA
Forward Voltage		VF	----	2.0	2.4	V	IF=20mA
Reverse Current		IR	----	----	10	μA	VR=5V

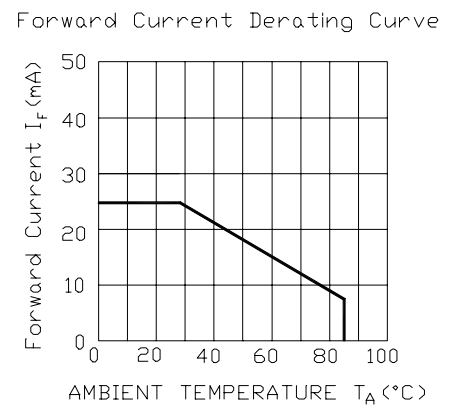
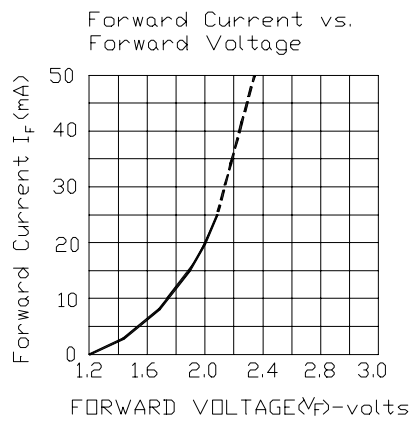
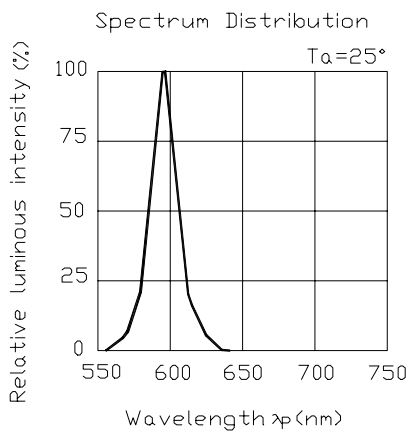


0.4" Dual Digit Displays

PART NO. : ELD-426UYWB/S530-A2/P2 ECN : _____

■ Typical Electro-Optical Characteristic Curves:

(UY)





EVERLIGHT ELECTRONICS CO.,LTD.

Device Number : CDDD-426-037 REV: 1

0.4" Dual Digit Displays

PART NO. : ELD-426UYWB/S530-A2/P2 ECN : Page: 5/5

■ Reliability test items and conditions:

NO	Item	Test Conditions	Test Hours/Cycle	Sample Size	Ac/Re
1	Solder Heat	TEMP : 260°C ± 5 °C	5 SEC	76 PCS	0/1
2	Temperature Cycle	H : +85°C 30min ┆ 5 min L : -55°C 30min	50 CYCLE	76 PCS	0/1
3	Thermal Shock	H : +100°C 5min ┆ 10 sec L : -10°C 5min	50 CYCLE	76 PCS	0/1
4	High Temperature Storage	TEMP : 100°C	1000 HRS	76 PCS	0/1
5	Low Temperature Storage	TEMP : -55°C	1000 HRS	76 PCS	0/1
6	DC Operating Life	IF = 10 mA	1000 HRS	76 PCS	0/1
7	High Temperature / High Humidity	85°C /85% RH	1000 HRS	76 PCS	0/1

--	--	--	--	--	--