



EVERLIGHT ELECTRONICS CO.,LTD.

Device Number : DDD-426-047 REV: 1.0

0.4" Dual Digit Displays

MODEL NO : ELD-426SURWA/S530-A2/P12 ECN : _____ Page: 1/5

■ Features :

- Industrial standard size.
- Low power consumption.
- Categorized for luminous intensity.

■ Applications:

- Audio equipment
- Instrument panels
- Digital read out display

■ Descriptions:

- The ELD-426 series is a large 10.16mm (0.4")high seven segment display designed for viewing distances up to 7 meters.
- These displays provide excellent reliability in bright ambient light .
- These devices are made with white segments and gray surface.

PART NO	Chip		C.C. or C.A.
	Material	Emitted Color	
ELD-426SURWA/S530-A2/P12	AlGaInP	Hyper Red	C.A.

OFFICE : NO. 25,Lane 76,Sec.3, Chung Yang Rd., Tucheng 236, Taipei, Taiwan, R.O.C.

TEL : 886-2-2267-2000,2267-9936

FAX : 886-2-2267-6244,22676189,22676306

<http://www.everlight.com>

B89040777

T00147



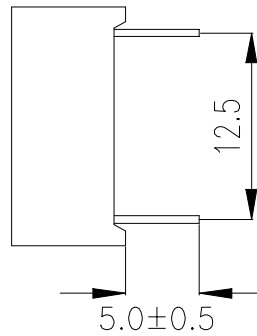
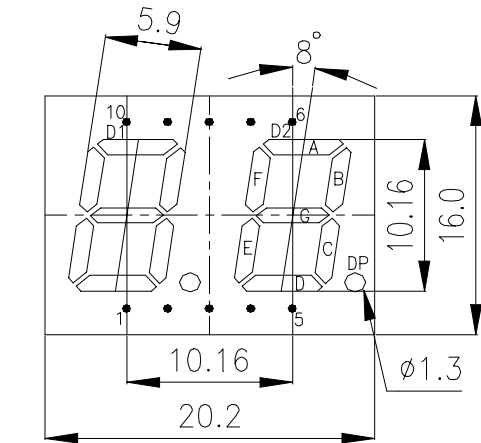
0.4" Dual Digit Displays

MODEL NO : ELD-426SURWA/S530-A2/P12

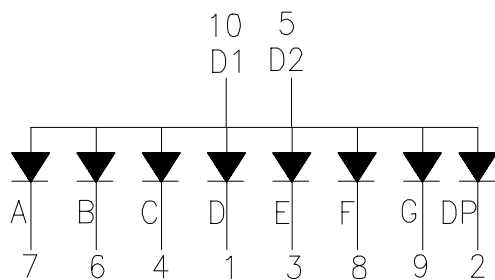
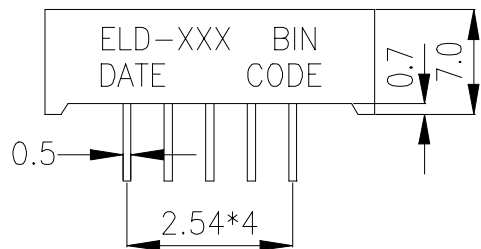
ECN : _____

Page: 2/5

Package Dimensions:



- COMMON ANODE
- 1 CATHODE D
 - 2 CATHODE DP
 - 3 CATHODE E
 - 4 CATHODE C
 - 5 COMMON ANODE D2
 - 6 CATHODE B
 - 7 CATHODE A
 - 8 CATHODE F
 - 9 CATHODE G
 - 10 COMMON ANODE D1



Notes:

1. All dimensions are in millimeters, tolerance is 0.25mm unless otherwise noted.
2. Above specification may be changed without notice.
Supplier will reserve authority on material change for above specification.



EVERLIGHT ELECTRONICS CO.,LTD.

Device Number : DDD-426-047 REV: 1.0

0.4" Dual Digit Displays

MODEL NO : ELD-426SURWA/S530-A2/P12 ECN : _____ Page: 3/5

■ Absolute maximum ratings at Ta = 25°C :

Parameter	Symbol	Rating	Unit
Reverse Voltage	Vr	5	V
Forward Current	If	25	mA
Operating Temperature	Topr	-40 to +85	°C
Storage Temperature	Tstg	-40 to +100	
Soldering Temperature	Tsol	260 ± 5	°C
Electrostatic Discharge	ESD	2000	V
Power Dissipation	Pd	60	mW
Peak Forward Current(Duty 1/10 @ 1KHZ)	If(Peak)	160	mA

■ Electronic optical characteristics :

Parameter		Symbol	MIN.	TYP.	MAX.	Unit	Condition
Luminous	Per segment	Iv	0.50	0.8	----	mcd	If=2mA
	Per decimal point		2.80	4.0	----	mcd	If=10mA
Intensity	Per segment	Iv	0.15	0.25	----	mcd	If=2mA
	Per decimal point		0.80	1.3	----	mcd	If=10mA
Peak Wavelength		λp	----	632	----	nm	If=20mA
Dominant Wavelength		λd	----	624	----	nm	If=20mA
Spectrum Radiation Bandwidth		$\Delta \lambda$	----	20	----	nm	If=20mA
Forward Voltage		Vf	----	2.0	2.4	V	If=20mA
Reverse Current		Ir	----	----	10	μA	Vr=5V



EVERLIGHT ELECTRONICS CO.,LTD.

Device Number : DDD-426-047 REV: 1.0

0.4" Dual Digit Displays

MODEL NO : ELD-426SURWA/S530-A2/P12 ECN : Page: 4/5

Reliability test items and conditions:

NO	Item	Test Conditions	Test Hours/Cycle	Sample Size	Ac/Re
1	Solder Heat	TEMP : 260°C ± 5 °C	5 SEC	76 PCS	0/1
2	Temperature Cycle	H : +85°C 30min ∫ 5 min L : -55°C 30min	50 CYCLE	76 PCS	0/1
3	Thermal Shock	H : +100°C 5min ∫ 10 sec L : -10°C 5min	50 CYCLE	76 PCS	0/1
4	High Temperature Storage	TEMP : 100°C	1000 HRS	76 PCS	0/1
5	Low Temperature Storage	TEMP : -55°C	1000 HRS	76 PCS	0/1
6	DC Operating Life	If = 10 mA	1000 HRS	76 PCS	0/1
7	High Temperature / High Humidity	85°C/85% RH	1000 HRS	76 PCS	0/1

--	--	--	--	--	--



Device Number : DDD-426-047 REV: 1.0

0.4" Dual Digit Displays

MODEL NO: ELD-426SURWA/S530-A2/P12 ECN : Page: 5/5

Typical Electro-Optical Characteristic Curves:

