



EVERLIGHT ELECTRONICS CO.,LTD.

Device Number : DDD-425-005 REV: 1.2

0.4" Dual Digit Displays

PART NO. : ELD-425HDB/S82 ECN : Page: 1/5

■ Features :

- Industrial standard size.
- Low power consumption.
- Categorized for luminous intensity.

■ Applications:

- Audio equipment
- Instrument panels
- Digital read out display

■ Descriptions :

- The ELD-425 series is a large 10.16 mm (0.4")high seven segment display designed for viewing distances up to 7 meters.
- These displays provide excellent reliability in bright ambient light.
- These devices are made with red segments and black surface.

PART NO.	Chip	
	Material	Emitted Color
ELD-425HDB/S82	GaP	Bright Red

OFFICE : NO. 25,Lane 76,Sec.3, Chung Yang Rd., Tucheng 236, Taipei, Taiwan, R.O.C.

TEL : 886-2-2267-2000,2267-9936

FAX : 886-2-2267-6244,22676189,22676306

<http://www.everlight.com>



EVERLIGHT ELECTRONICS CO.,LTD.

Device Number : DDD-425-005

REV: 1.2

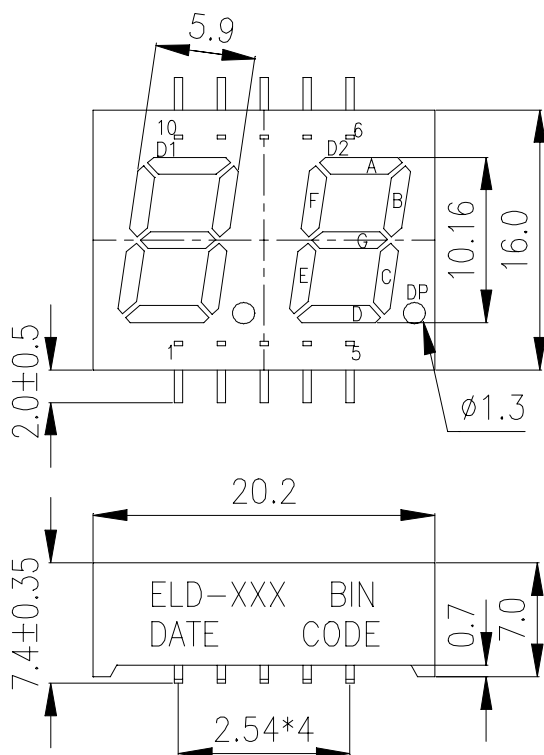
0.4" Dual Digit Displays

PART NO. : ELD-425HDB/S82

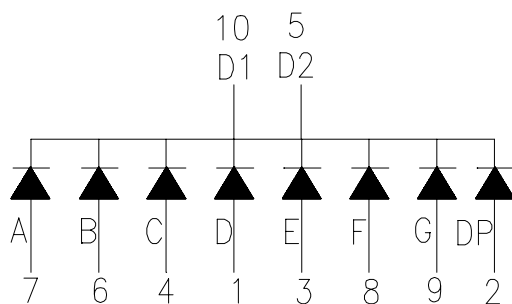
ECN : _____

Page: 2/5

Package Dimensions:



- COMMON CATHODE
- 1 ANODE D
 - 2 ANODE DP
 - 3 ANODE E
 - 4 ANODE C
 - 5 COMMON CATHODE D2
 - 6 ANODE B
 - 7 ANODE A
 - 8 ANODE F
 - 9 ANODE G
 - 10 COMMON CATHODE D1



Notes:

1. All dimensions are in millimeters, tolerance is 0.25mm unless otherwise noted.
 2. Above specification may be changed without notice.
- Supplier will reserve authority on material change for above specification.



0.4" Dual Digit Displays

■ Absolute maximum ratings at Ta = 25°C :

Parameter	Symbol	Rating	Unit
Reverse Voltage	VR	5	V
Forward Current	IF	15	mA
Operating Temperature	Topr	-40 to +85	°C
Storage Temperature	Tstg	-40 to +100	°C
Soldering Temperature	Tsol	260 ± 5	°C
Power Dissipation	Pd	45	mW
Peak Forward Current(Duty 1/10 @ 1KHZ)	IF(Peak)	50	mA

■ Electronic optical characteristics :

Parameter		Symbol	Min.	Typ.	Max.	Unit	Condition
Luminous Intensity	Per segment	Iv	0.45	0.7	----	mcd	IF=10mA
	Per decimal point		0.1	0.2	----		
Peak Wavelength		λ p	----	697	----	nm	IF=10mA
Dominant Wavelength		λ d	----	650	----	nm	IF=10mA
Spectrum Radiation	Bandwidth	△ λ	----	90	----	nm	IF=10mA
Forward Voltage		VF	1.5	2.0	2.4	V	IF=10mA
Reverse Current		IR	----	----	10	μ A	VR=5V



0.4" Dual Digit Displays

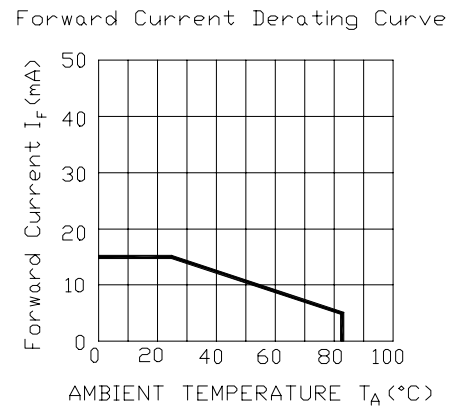
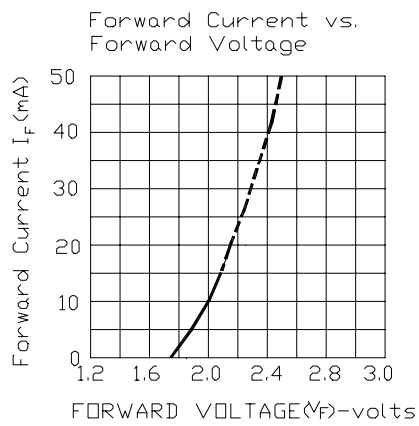
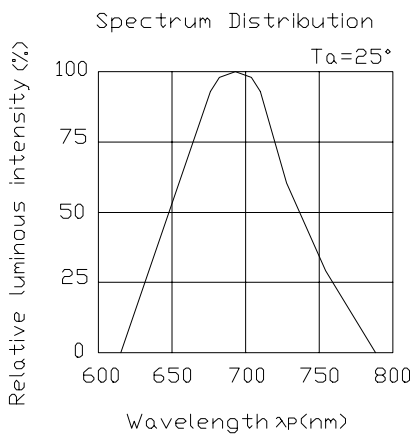
PART NO. : ELD-425HDB/S82

ECN :

Page: 4/5

■ Typical Electro-Optical Characteristic Curves:

CHIP Material:Gap
Emitted Color:Bright Red





EVERLIGHT ELECTRONICS CO.,LTD.

Device Number : DDD-425-005 REV: 1.2

0.4" Dual Digit Displays

PART NO. : ELD-425HDB/S82 ECN : Page: 5/5

■ Reliability test items and conditions:

NO	Item	Test Conditions	Test Hours/Cycle	Sample Size	Ac/Re
1	Solder Heat	TEMP : 260°C ± 5 °C	5 SEC	76 PCS	0/1
2	Temperature Cycle	H : +85°C 30min ∫ 5 min L : -55°C 30min	50 CYCLE	76 PCS	0/1
3	Thermal Shock	H : +100°C 5min ∫ 10 sec L : -10°C 5min	50 CYCLE	76 PCS	0/1
4	High Temperature Storage	TEMP : 100°C	1000 HRS	76 PCS	0/1
5	Low Temperature Storage	TEMP : -55°C	1000 HRS	76 PCS	0/1
6	DC Operating Life	IF = 10 mA	1000 HRS	76 PCS	0/1
7	High Temperature / High Humidity	85°C /85% RH	1000 HRS	76 PCS	0/1

--	--	--	--	--	--