

**Technical Data Sheet**

**1.9mm Round Subminiature Lead LEDs**

**95-21UYOC/S530-XX/XXX**

**Features**

- Package in 12mm tape on 7" diameter reels.
- Compatible with automatic placement equipment.
- EIA Std. package.
- Mono-color type.

**Descriptions**

- The 95-21 SMD taping is much smaller than leaded components .Thus enable smaller board size. Higher packing density. Reduced storage space and finally smaller equipment to be obtained.
- Besides , light weight makes them ideal for miniature applications.
- Further more by automation assembly machines the accuracy is anticipated.

**Applications**

- Small indicator for indoor applications.
- Flat backlight for LCD, switches and symbols.
- Indicator and backlight in office equipment.
- Indicator and backlight for battery driven equipment.
- Indicator and backlight for audio and video equipment.
- Automotive : backlighting in dashboards and switches.
- Telecommunication : indicator and backlighting in telephone and fax.

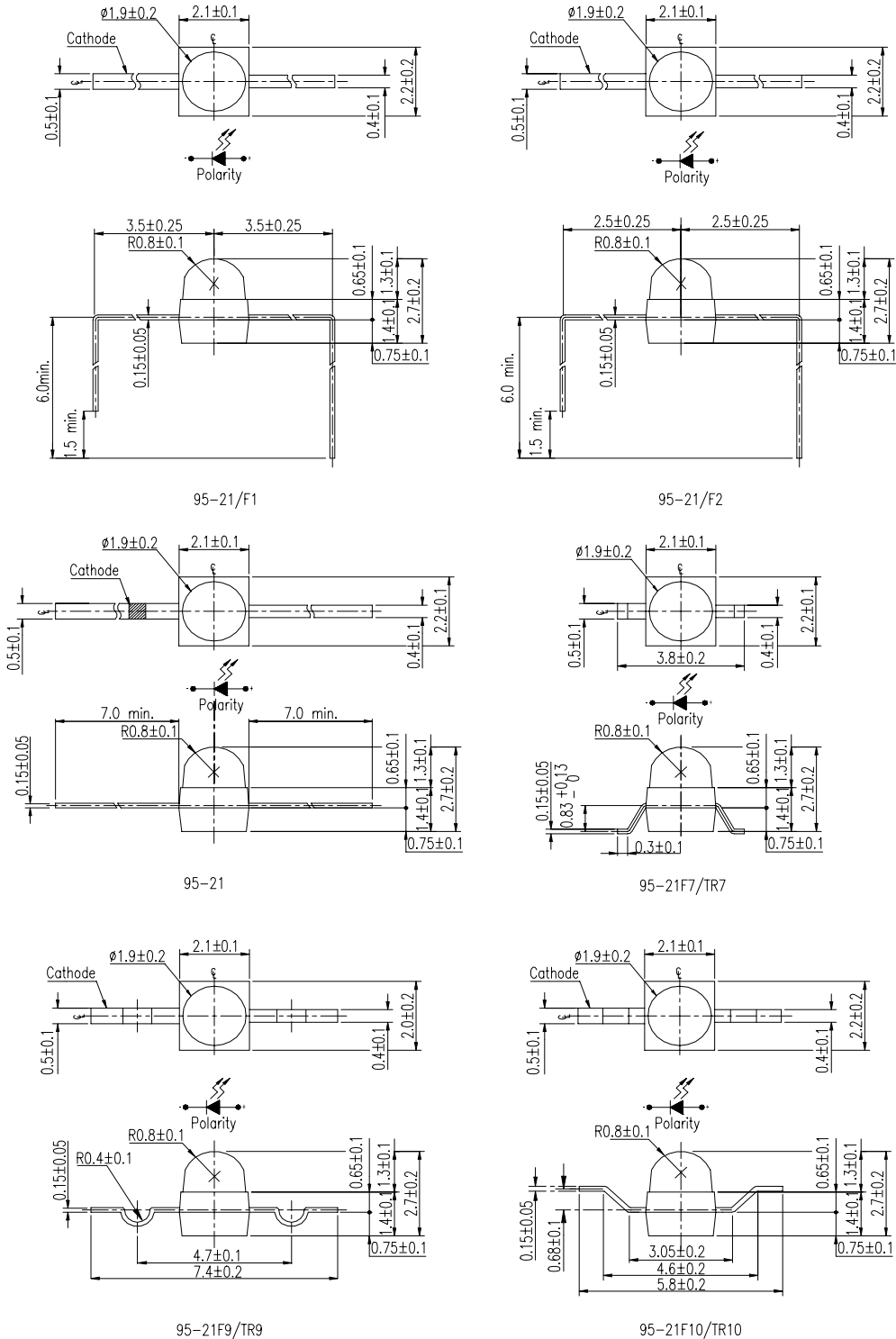


**Device Selection Guide**

Chip		Lens Color
Material	Emitted Color	
AlGaInP	Super Yellow Orange	Water Clear

**95-21UYOC/S530-XX/XXX**

**Package Outline Dimensions**



Note:Unit=mm

**95-21UYOC/S530-XX/XXX**
**Absolute Maximum Ratings (Ta=25°C)**

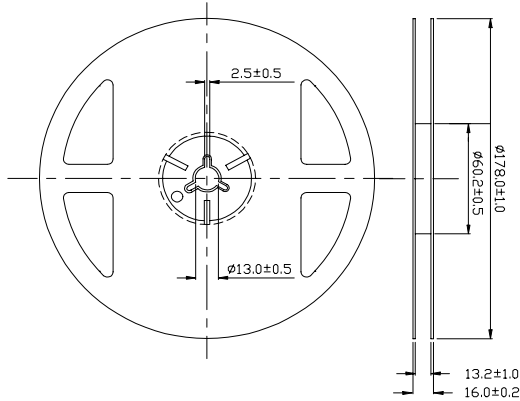
Parameter	Symbol	Rating	Unit
Reverse Voltage	V <sub>R</sub>	5	V
Forward Current	I <sub>F</sub>	25	mA
Operating Temperature	T <sub>opr</sub>	-40 ~ +85	°C
Storage Temperature	T <sub>stg</sub>	-40 ~ +100	°C
Soldering Temperature	T <sub>sol</sub>	260 for 5 seconds	°C
Electrostatic Discharge	ESD	2000	V
Power Dissipation	P <sub>d</sub>	60	mW
Peak Forward Current(Duty 1/10 @ 1KHz)	I <sub>F</sub>	160	mA

**Electro-Optical Characteristics (Ta=25°C)**

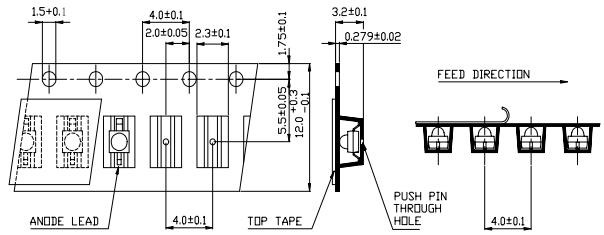
Parameter	Symbol	Chip Rank	Min.	Typ.	Max.	Unit	Condition			
Luminous Intensity	I <sub>v</sub>	A2	----	32	----	mcd	I <sub>F</sub> =2mA			
			198	529	----		I <sub>F</sub> =20mA			
		A3	----	43	----		I <sub>F</sub> =2mA			
			463	714	----		I <sub>F</sub> =20mA			
		A4	----	54	----		I <sub>F</sub> =2mA			
			661	892	----		I <sub>F</sub> =20mA			
		A5	----	69	----		I <sub>F</sub> =2mA			
			793	1156	----		I <sub>F</sub> =20mA			
		A6	----	87	----		I <sub>F</sub> =2mA			
			991	1454	----		I <sub>F</sub> =20mA			
		Viewing Angle	2θ 1/2	----	----		25	----	deg	I <sub>F</sub> =20mA
		Peak Wavelength	λ <sub>p</sub>	----	----		611	----	nm	
Dominant Wavelength	λ <sub>d</sub>	----	----	605	----	nm				
Spectrum Radiation Bandwidth	Δλ	----	----	17	----	nm				
Forward Current	V <sub>F</sub>	----	----	2.0	2.4	V				
Reverse Current	I <sub>R</sub>	----	----	----	10	μA	V <sub>R</sub> =5V			

**95-21UYOC/S530-XX/XXX**

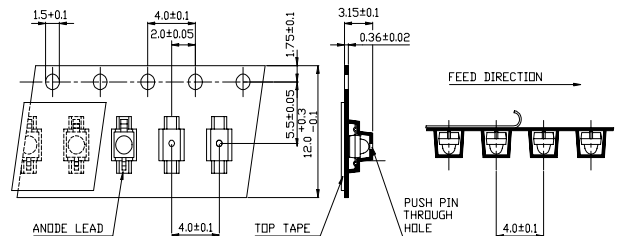
**Reel & Carrier Tape Dimensions**



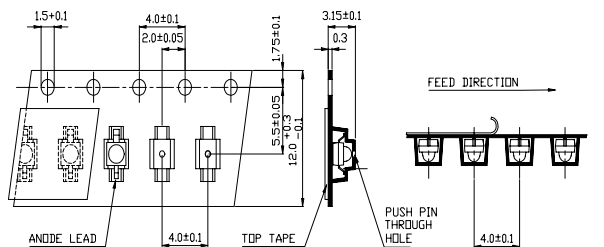
**Loaded quantity per reel 1000 PCS/reel**



**TR7**



**TR9**



**TR10**

**Material Descriptions**

**95-21 UYOC /S530-XX / XXX**

- 1
- 2
- 3
- 4

1.production part no.:95-21

2.chip part no.& epoxy color

AlGaInP =UYO...

C = water clear

3.Chip size:S530(9mil)

chip rank:A2~A6

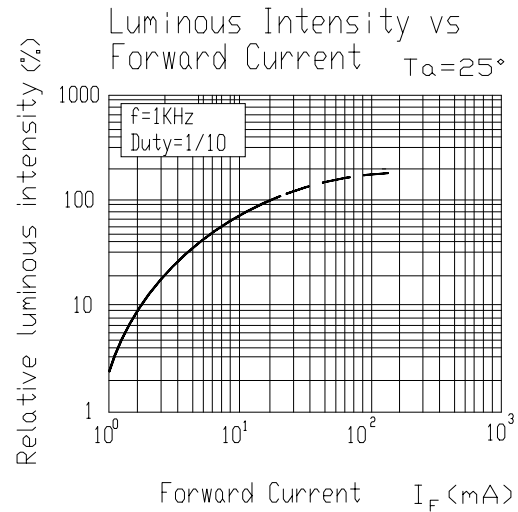
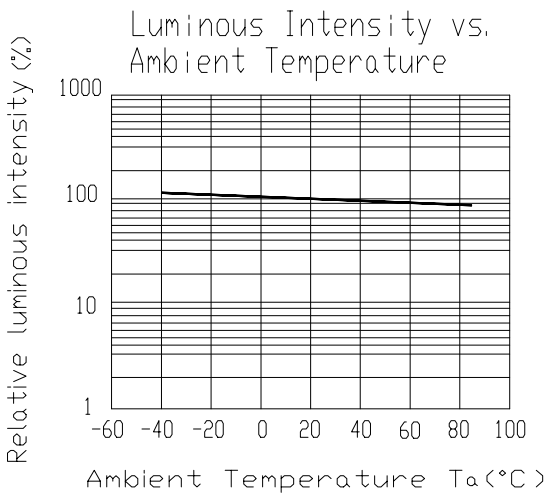
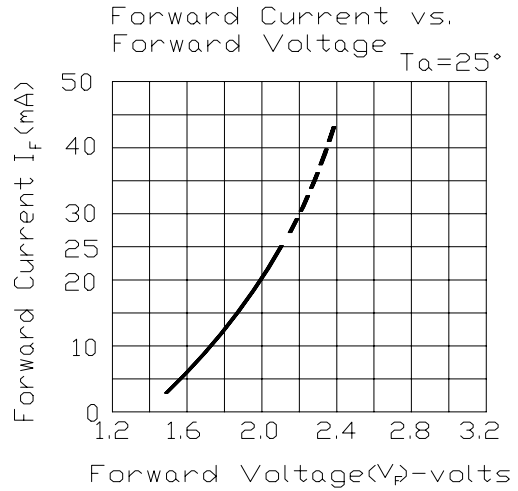
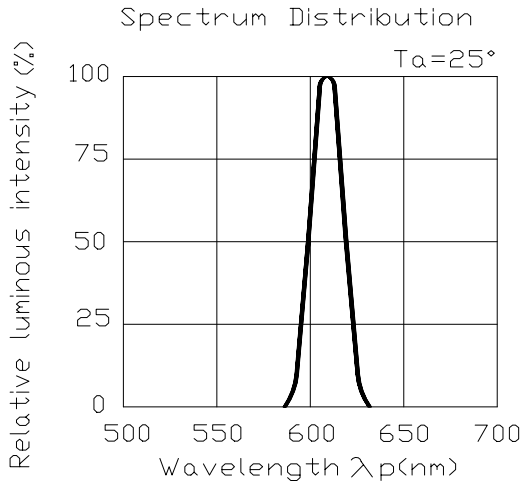
4.packing method:

(1)NONE,F1,F2, F7,F9,F10 : Bulk

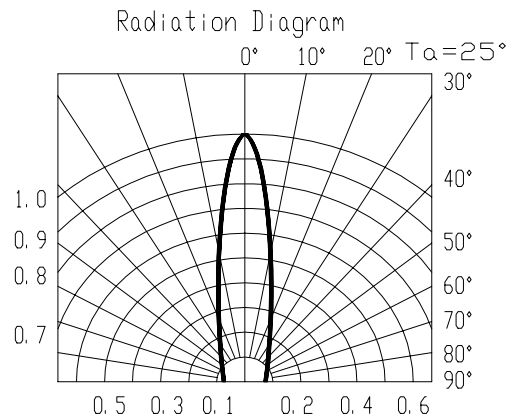
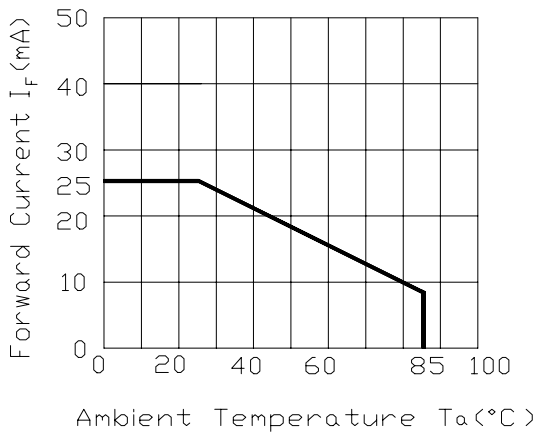
(2) TR7,TR9,TR10 : Taping

**95-21UYOC/S530-XX/XXX**

**Typical Electro-Optical Characteristics Curves**



Forward Current Derating Curve



95-21UYOC/S530-XX/XXX**Reliability Test Items And Conditions**

The reliability of products shall be satisfied with items listed below.

Confidence level : 90 %

LTPD : 10 %

No.	Items	Test Condition	Test Hours/Cycles	Sample Size	Ac/Re
1	Reflow	Temp. : 240°C ± 5°C Min. 5 sec.	6 min.	22 Pcs.	0/1
2	Temperature Cycle	H : +100°C 15min. ∫ 5 min. L : -40°C 15min.	300 Cycles	22 Pcs.	0/1
3	Thermal Shock	H : +100°C 5min. ∫ 10 sec. L : -10°C 5min.	300 Cycles	22 Pcs.	0/1
4	High Temperature Storage	Temp. : 100°C	1000 Hrs.	22 Pcs.	0/1
5	Low Temperature Storage	Temp. : -55°C	1000 Hrs.	22 Pcs.	0/1
6	DC Operating Life	I <sub>F</sub> = 20 mA	1000 Hrs.	22 Pcs.	0/1
7	High Temperature / High Humidity	85°C/R.H85%	1000 Hrs.	22 Pcs.	0/1

**95-21UYOC/S530-XX/XXX**

**Precautions For Use**

1. Over-current-proof

Customer must apply resistors for protection , otherwise slight voltage shift will cause big current change ( Burn out will happen ).

2. Storage time

2.1 The operation of Temperature and RH are : 5°C~35°C, RH60%.

2.2 Once the package is opened, the products should be used within a week.

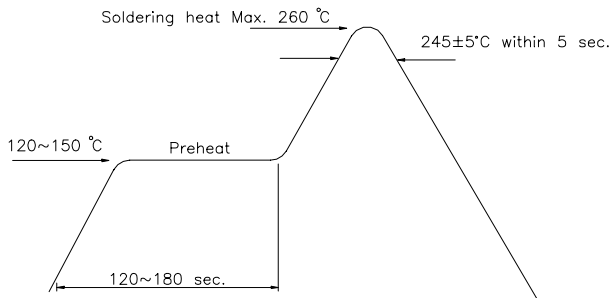
Otherwise, they should be kept in a damp proof box with descanting agent.

Considering the tape life , we suggest our customers to use our products within a year(from production date).

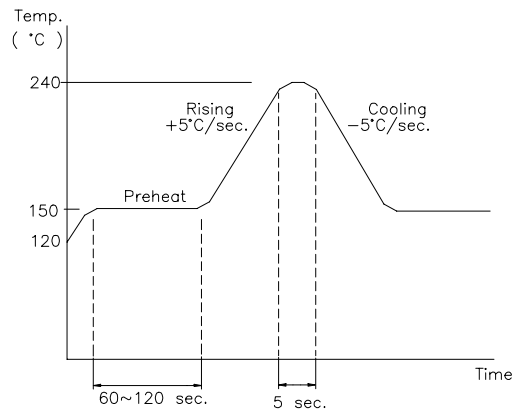
2.3 If opened more than one week in an atmosphere 5°C~35°C, RH 60%, they should be treated at 60°C± 5°C for 15hrs.

2.4 When you discover that the desiccant in the package has a pink color (Normal = blue) , you should treat them in the same conditions as 2.3.

**Soldering heat**



**Reflow Temp / Time**

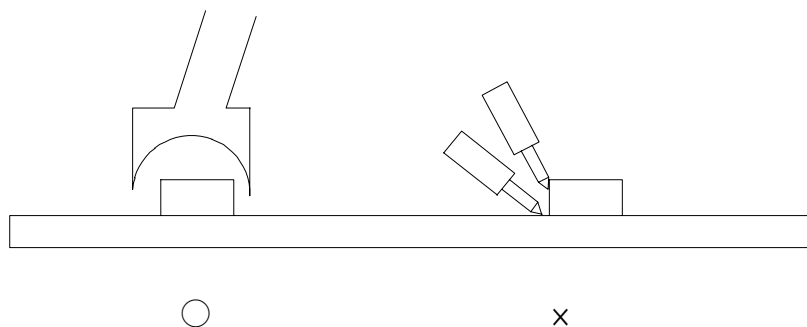


**Soldering Iron**

Basic spec is  $\leq 5$  sec when  $260^{\circ}\text{C}$ . If temperature is higher, time should be shorter ( $+10^{\circ}\text{C} \rightarrow -1\text{sec}$ ). Power dissipation of Iron should be smaller than 15 W, and temperature should be controllable. Surface temperature of the device should be under  $230^{\circ}\text{C}$ .

**Rework**

1. Customer must finish rework within 5 sec under  $245^{\circ}\text{C}$ .
2. The head of iron can not touch copper foil.
3. Twin-head type is preferred.

**EVERLIGHT ELECTRONICS CO., LTD.**

Office: No 25, Lane 76, Sec 3, Chung Yang Rd,  
Tucheng, Taipei 236, Taiwan, R.O.C

Tel: 886-2-2267-2000, 2267-9936

Fax: 886-2267-6244, 2267-6189, 2267-6306

<http://www.everlight.com>