



PART NO.: 42-21 VGC/TR8

Device Number : DSE-421-001 REV. 1.1

1.8mm Round Subminiature LEDs

ECN : Page: 1/8

Features:

- Package in 12mm tape on 7" diameter reel.
- Compatible with automatic placement equipment.
- Compatible with infrared and vapor phase reflow solder process.
- Mono-color type.

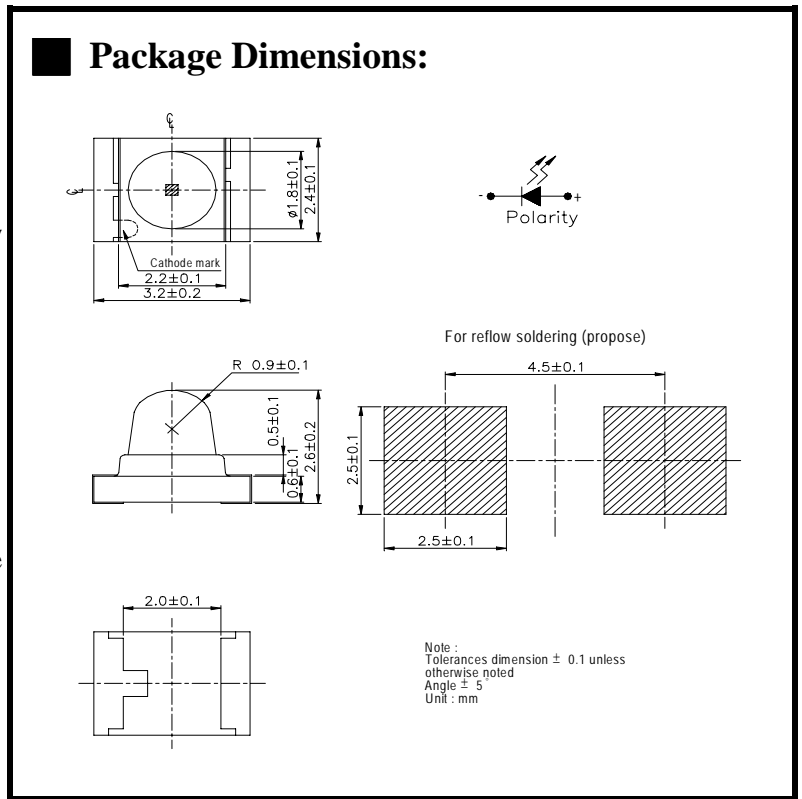
Descriptions:

- The 42-21 SMD Taping is much smaller than lead frame type components, thus enable smaller board size, higher packing density, reduced storage space and finally smaller equipment to be obtained.
- Besides, lightweight makes them ideal for miniature applications, etc.

Applications:

- Automotive: backlighting in dashboard and switch.
- Telecommunication: indicator and backlighting in telephone and fax.
- Flat backlight for LCD, switch and symbol.
- General use.

Package Dimensions:



Notes :

Tolerances Unless Dimension ± 0.1mm  
Angle± 0.5° Unit = mm

PART NO.	Chip		Lens Color
	Material	Emitted Color	
42-21 VGC/TR8	GaP	Green	Water Clear

OFFICE: NO. 25, Lane 76, Sec. 3, Chung Yang Rd., Tucheng 236, Taipei, Taiwan, R.O.C.

TEL.: 886-2-2267-2000, 2267-9936

FAX: 886-2-2267-6244, 2267-6189, 2267-6306

http://www.everlight.com



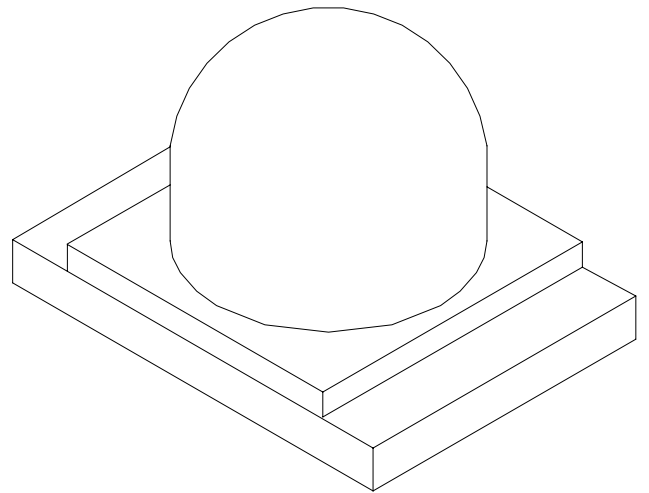
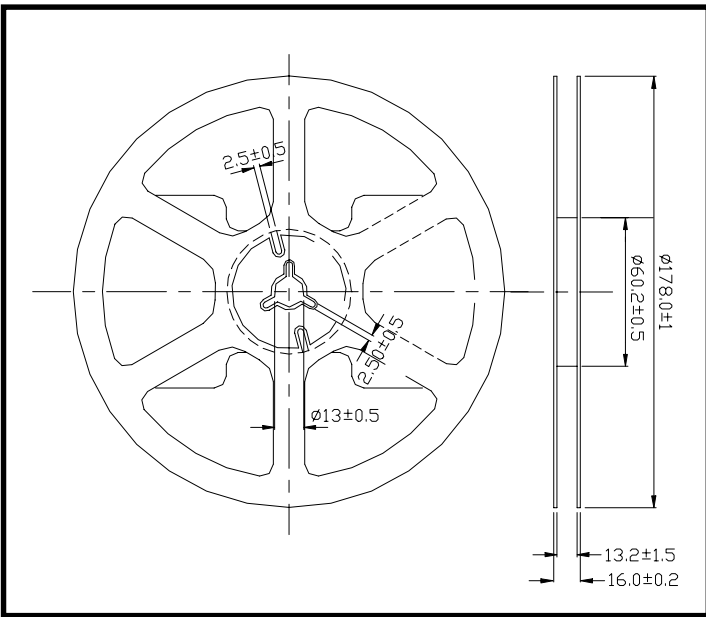
PART NO.: 42-21 VGC/TR8

Device Number : DSE-421-001 REV. 1.1

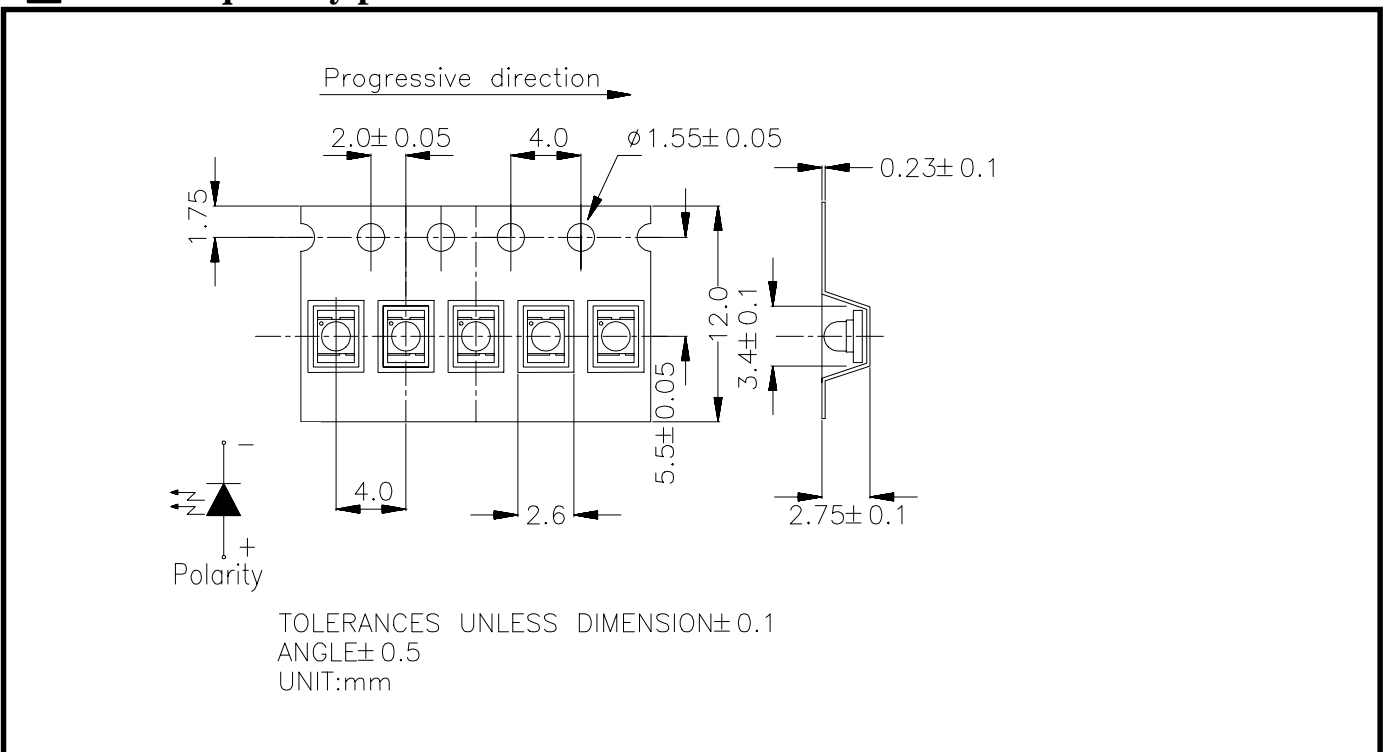
**1.8mm Round Subminiature LEDs**

ECN : ..... Page: 2/8

■ Package Dimensions :



■ Loaded quantity per reel 1000 PCS/reel :





PART NO.: 42-21 VGC/TR8

Device Number : DSE-421-001 REV. 1.1

*1.8mm Round Subminiature LEDs*

ECN : ..... Page: 3/8

■ Absolute Maximum Ratings at Ta = 25°C :

Parameter	Symbol	Rating	Unit
Reverse Voltage	V <sub>R</sub>	5	V
Forward Current	I <sub>F</sub>	30	mA
Operating Temperature	T <sub>opr</sub>	-40 ~ +85	°C
Storage Temperature	T <sub>stg</sub>	-40 ~ +90	°C
Soldering Temperature	T <sub>sol</sub>	260 (for 5 second)	°C
Power Dissipation	P <sub>d</sub>	100	mW
Peak Forward Current(Duty 1/10 @ 1KHZ)	I <sub>F(Peak)</sub>	160	mA

■ Electronic Optical Characteristics :

Parameter	Symbol	Min.	Typ.	Max.	Unit	Condition
Luminous Intensity	I <sub>v</sub>	73	122	-----	mcd	I <sub>F</sub> =20mA
Viewing Angle	2θ 1/2	-----	30	-----	deg	I <sub>F</sub> =20mA
Peak Wavelength	λ <sub>p</sub>	-----	570	-----	nm	I <sub>F</sub> =20mA
Dominant Wavelength	λ <sub>d</sub>	-----	571	-----	nm	I <sub>F</sub> =20mA
Spectrum Radiation Bandwidth	Δλ	-----	30	-----	nm	I <sub>F</sub> =20mA
Forward Voltage	V <sub>F</sub>	1.7	2.1	2.4	V	I <sub>F</sub> =20mA
Reverse Current	I <sub>R</sub>	-----	-----	10	μA	V <sub>R</sub> =5V

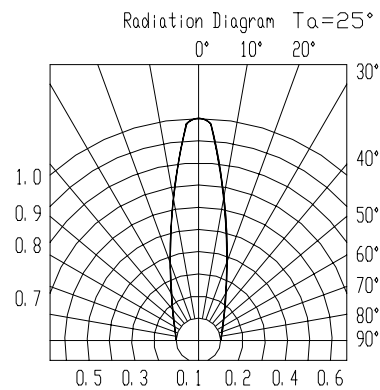
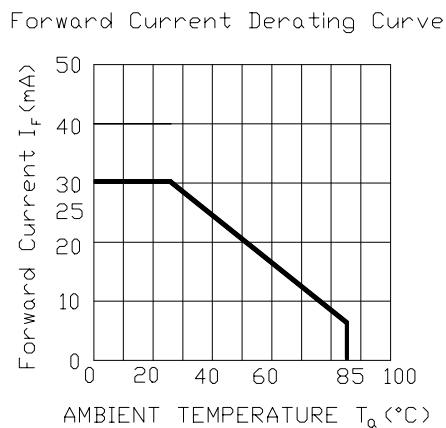
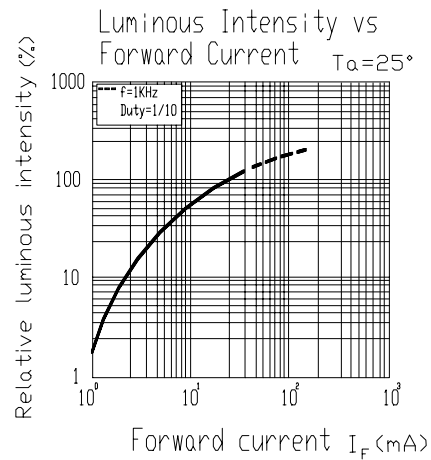
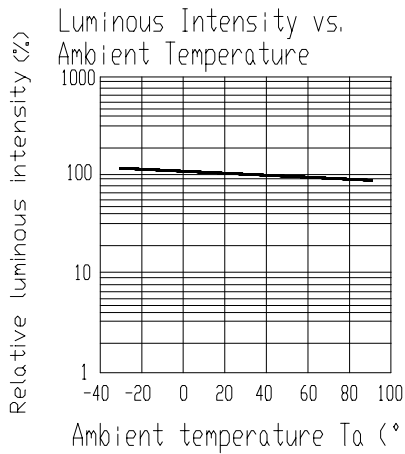
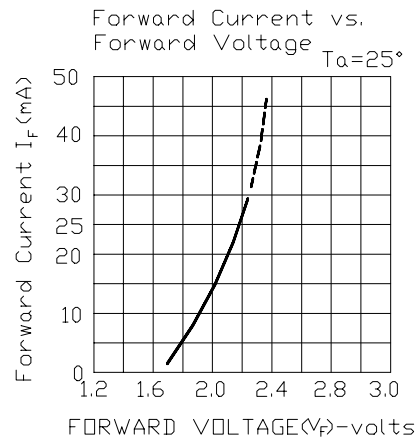
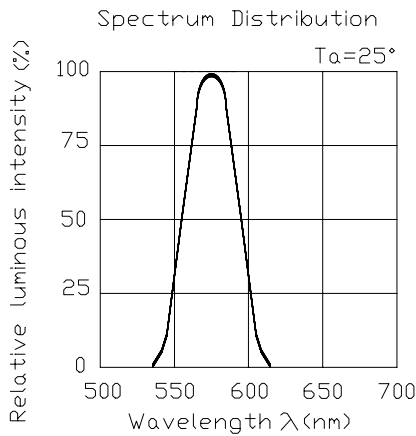


PART NO.: 42-21 VGC/TR8  
**1.8mm Round Subminiature LEDs**

Device Number : DSE-421-001 REV. 1.1

ECN : \_\_\_\_\_ Page: 4/8

■ **Typical Electro-Optical Characteristic Curves :**





PART NO.: 42-21 VGC/TR8

Device Number : DSE-421-001 REV. 1.1

*1.8mm Round Subminiature LEDs*

ECN : ..... Page: 5/8

■ Reliability Test Item And Condition :

NO	Item	Test Conditions	Test Hours/Cycle	Sample Size	Ac/Re
1	Solder Heat	TEMP. : 260°C ± 5 °C	5 SEC.	76 PCS	0/1
2	Temperature Cycle	H : +85°C 30min. ∫ 5 min. L : -55°C 30min.	50 CYCLES	76 PCS	0/1
3	Thermal Shock	H : +100°C 5min. ∫ 10 sec. L : -10°C 5min.	50 CYCLES	76 PCS	0/1
4	High Temperature Storage	TEMP. : 100°C	1000 HR.	76 PCS	0/1
5	Low Temperature Storage	TEMP. : -55°C	1000 HR.	76 PCS	0/1
6	DC Operating Life	I <sub>F</sub> = 20 mA	1000 HR.	76 PCS	0/1
7	High Temperature / High Humidity	85°C/RH85%	1000 HR.	76 PCS	0/1



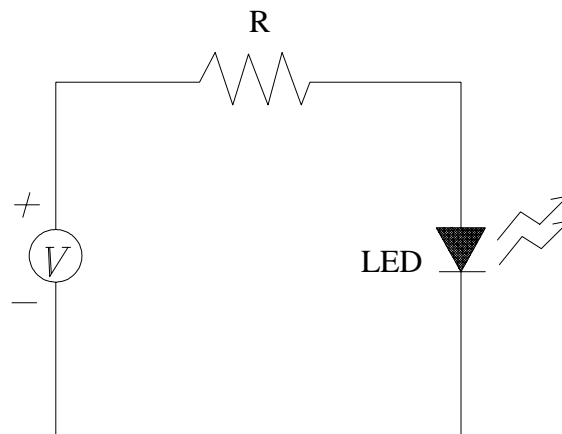
PART NO.: 42-21 VGC/TR8

Device Number : DSE-421-001 REV. 1.1

**1.8mm Round Subminiature LEDs**

ECN : ..... Page: 6/8

■ **Test Circuit :**



■ **Precautions For Use :**

1. Over-current-proof

Customer must apply resistors for protection , otherwise slight voltage shift will cause big current change ( Burn out will happen ).

2. Storage time

2.1 The operation of temperature and RH are :  $5^{\circ}\text{C} \sim 35^{\circ}\text{C}$  , RH60%.

2.2 Once the package is opened, the products should be used within a week. Otherwise, they should be keeping in a dampproof box with desiccants. Considering the tape life , we suggest our customers to use our products within a year(from production date).

2.3 If opened more than one week in an atmosphere  $5^{\circ}\text{C} \sim 35^{\circ}\text{C}$  , RH60%, they should be treated at  $60^{\circ}\text{C} \pm 5^{\circ}\text{C}$  for 15hrs.

2.4 When you discover that the desiccant in the package has a pink color (normal = blue) , you should treat them in the same conditions as 2.3.



PART NO.: 42-21 VGC/TR8

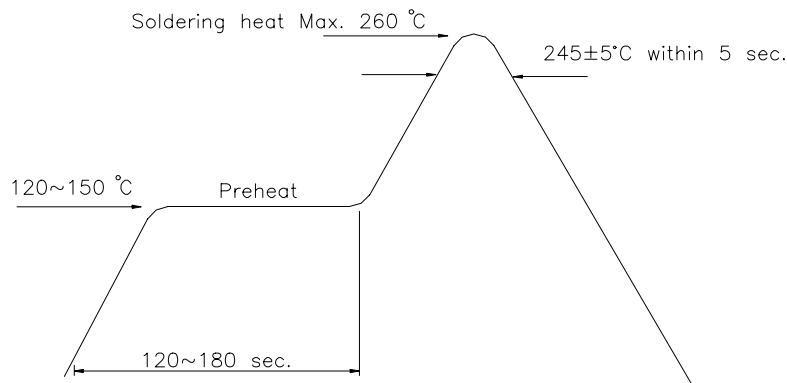
Device Number : DSE-421-001 REV. 1.1

**1.8mm Round Subminiature LEDs**

ECN : ..... Page: 7/8

■ **Soldering heat reliability ( DIP )**

Please refer to the following figure :

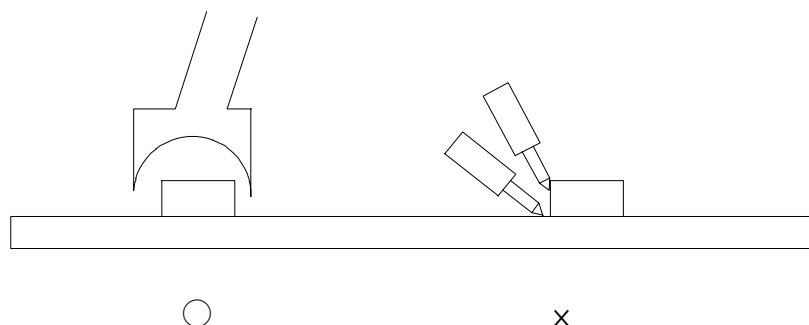


■ **Soldering Iron**

Basic spec is  $\leq 5$  sec. when 260°C .If temperature is higher, time should be shorter (+10°C → -1sec.). Power dissipation of iron should be smaller than 15 W , and temperature should be controllable.Surface temperature of the device should be under 230 °C .

■ **Rework**

1. Customer must finish rework within 5 sec. under 260°C .
2. Copper foil can not be touched by the head of iron.
3. Twin-head type is preferred.





PART NO.: 42-21 VGC/TR8

Device Number : DSE-421-001 REV: 1.1

*1.8mm Round Subminiature LEDs*

ECN : ..... Page: 8/8

■ Reflow Temp./Time :

