



PART NO.: 19-215SURC/S530-A4/TR8 Device Number : DSE-195-034 REV. 1.0

0.6mm Height Flat Top LEDs

ECN : _____ Page: 1/8

Features :

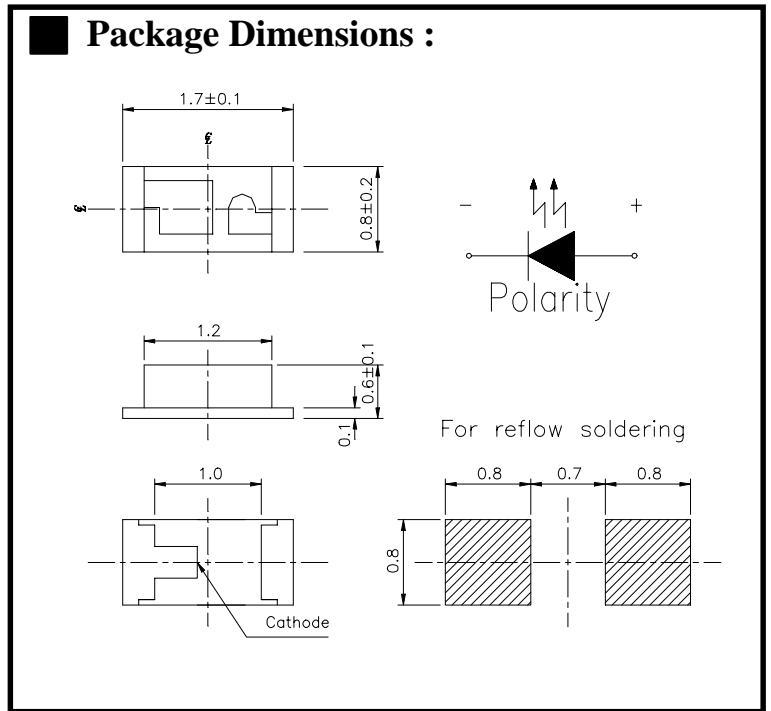
- Package in 8mm tape on 7" diameter reel.
- Compatible with automatic placement equipment.
- Compatibles with infrared and vapor phase reflow solder process.
- Mono-color type.

Descriptions :

- The 19-215 SMD Taping is much smaller than lead frame type components, thus enable smaller board size, higher packing density, reduced storage space and finally smaller equipment to be obtained.
- Besides, lightweight makes them ideal for miniature applications, etc.

Applications :

- Automotive: backlighting in dashboard and switch.
- Telecommunication: indicator and backlighting in telephone and fax.
- Flat backlight for LCD, switch and symbol.
- General use.



Notes :

Tolerances Unless Dimension $\pm 0.1\text{mm}$
 Angle $\pm 0.5^\circ$ Unit = mm

PART NO.	Chip		Lens Color
	Material	Emitted Color	
19-215SURC/S530-A4/TR8	AlGaInP	Hyper Red	Water Clear

OFFICE: NO. 25, Lane 76, Sec. 3, Chung Yang Rd., Tucheng 236, Taipei, Taiwan, R.O.C.

TEL.: 886-2-2267-2000, 2267-9936

FAX: 886-2-2267-6244, 2267-6189, 2267-6306

<http://www.everlight.com>



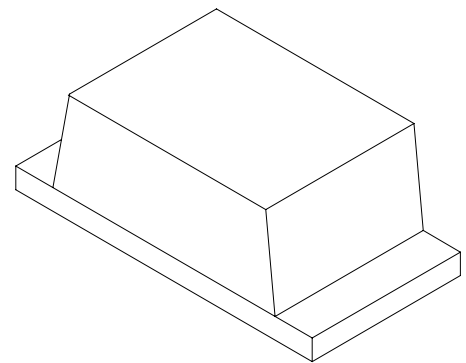
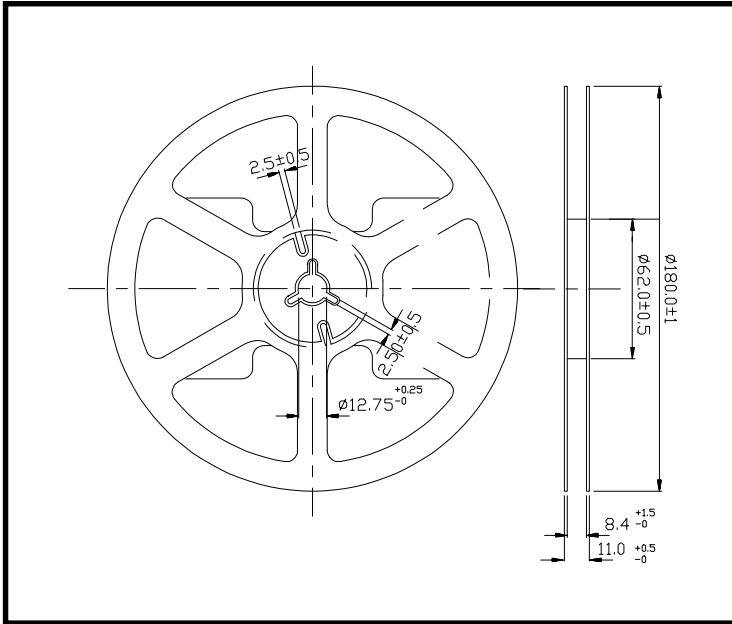
PART NO.: 19-215SURC/S530-A4/TR8

Device Number : DSE-195-034 REV. 1.0

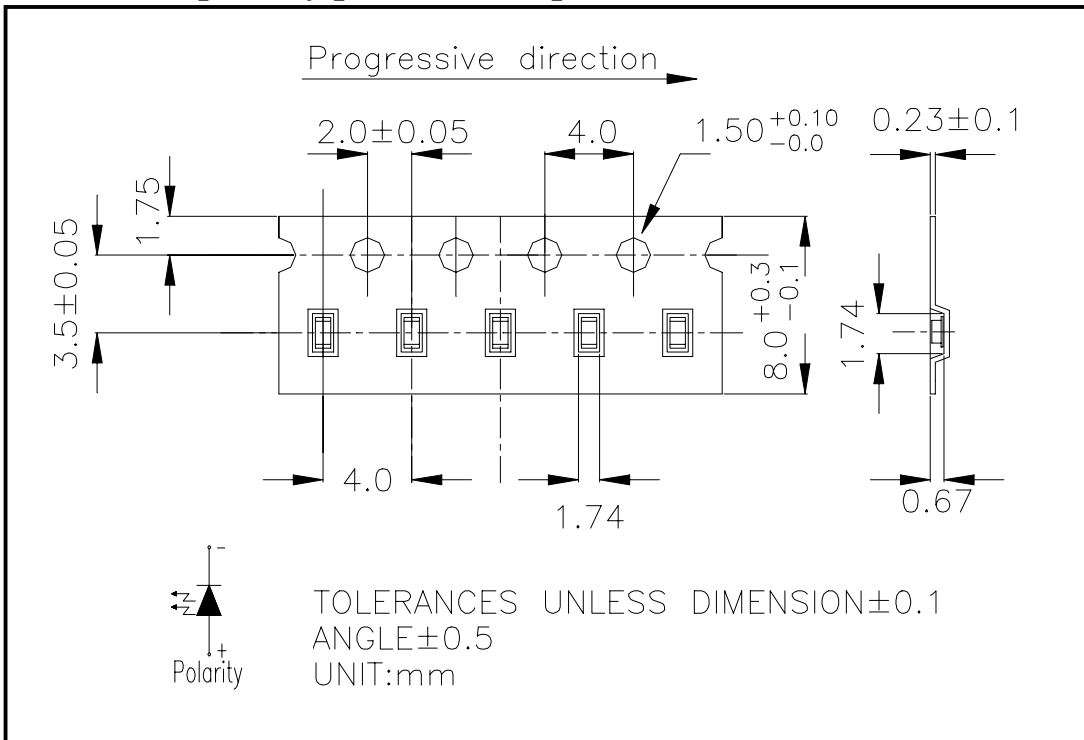
0.6mm Height Flat Top LEDs

ECN : Page: 2/8

Package Dimensions :



Loaded quantity per reel 3000 pcs/reel :





PART NO.: 19-215SURC/S530-A4/TR8 Device Number : DSE-195-034 REV. 1.0

0.6mm Height Flat Top LEDs

ECN : Page: 3/8

■ Absolute Maximum Ratings at Ta = 25°C

Parameter	Symbol	Rating	Unit
Reverse Voltage	V _R	5	V
Forward Current	I _F	25	mA
Operating Temperature	T _{opr}	-40 ~ +85	°C
Storage Temperature	T _{stg}	-40 ~ +90	°C
Soldering Temperature	T _{sol}	260 (for 5 second)	°C
Electrostatic Discharge	ESD	2000	V
Power Dissipation	P _d	60	mW
Peak Forward Current(Duty 1/10 @ 1KHz)	I _{F(Peak)}	100	mA

■ Electronic Optical Characteristics :

Parameter	Symbol	Min.	Typ.	Max.	Unit	Condition
Luminous Intensity	I _v	-----	4	-----	mcd	I _F =2mA
		50	74	-----		I _F =20mA
Viewing Angle	2θ 1/2	-----	120	-----	deg	I _F =20mA
Peak Wavelength	λ _p	-----	632	-----	nm	I _F =20mA
Dominant Wavelength	λ _d	-----	624	-----	nm	I _F =20mA
Spectrum Radiation Bandwidth	Δλ	-----	20	-----	nm	I _F =20mA
Forward Voltage	V _F	-----	2.0	2.4	V	I _F =20mA
Reverse Current	I _R	-----	-----	10	μA	V _R =5V

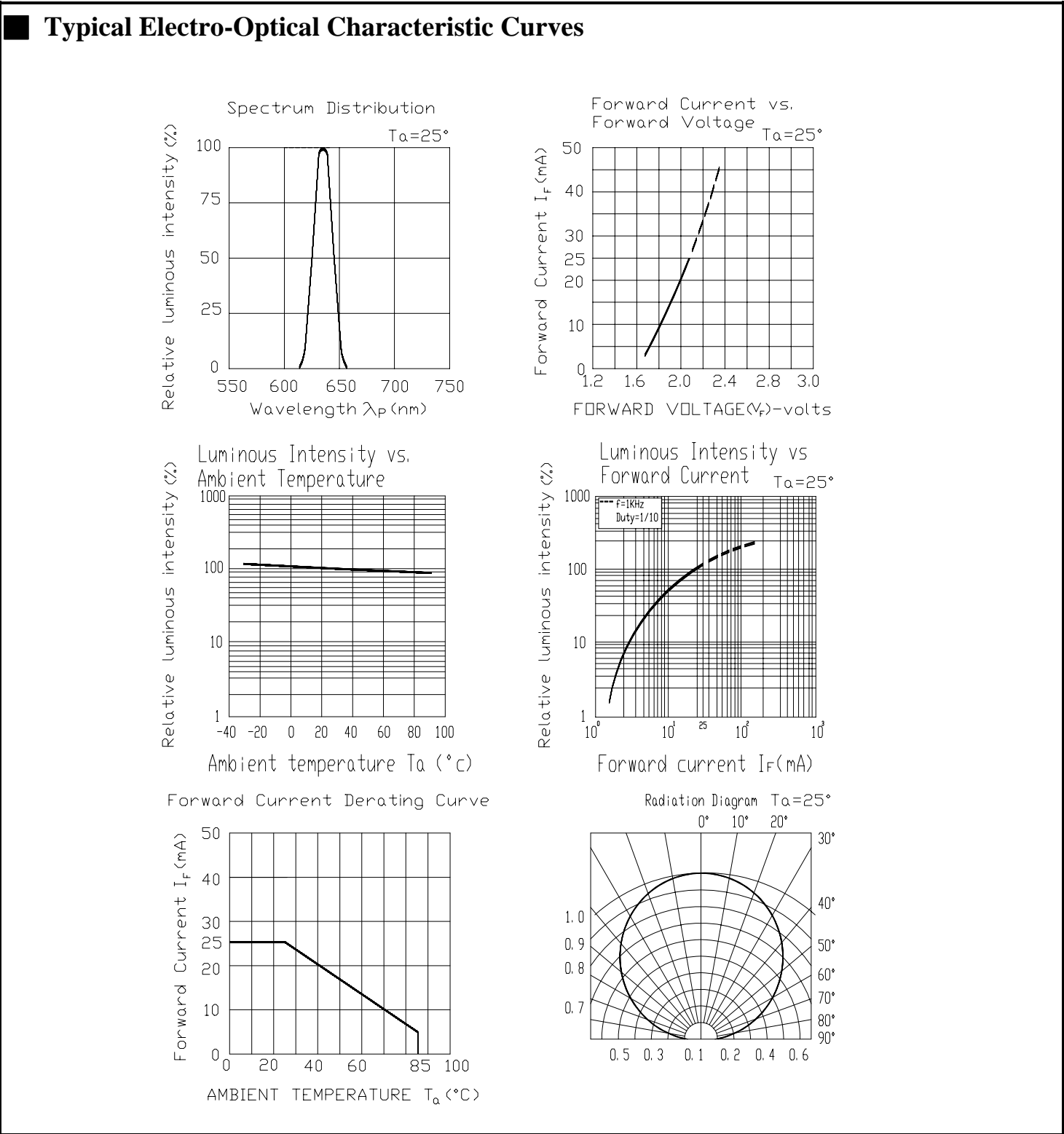


PART NO.: 19-215SURC/S530-A4/TR8

Device Number : DSE-195-034 REV. 1.0

0.6mm Height Flat Top LEDs

ECN : Page: 4/8





PART NO.: 19-215SURC/S530-A4/TR8 Device Number : DSE-195-034 REV. 1.0

0.6mm Height Flat Top LEDs

ECN : Page: 5/8

■ Reliability Test Items And Conditions

NO	Item	Test Conditions	Test Hours/Cycle	Sample Size	Ac/Re
1	Solder Heat	TEMP. : 260°C ± 5 °C	5 SEC.	76 PCS	0/1
2	Temperature Cycle	H : +85°C 30min. ∫ 5 min. L : -55°C 30min.	50 CYCLES	76 PCS	0/1
3	Thermal Shock	H : +100°C 5min. ∫ 10 sec. L : -10°C 5min.	50 CYCLES	76 PCS	0/1
4	High Temperature Storage	TEMP. : 100°C	1000 HR.	76 PCS	0/1
5	Low Temperature Storage	TEMP. : -55°C	1000 HR.	76 PCS	0/1
6	DC Operating Life	I _F = 20 m A	1000 HR.	76 PCS	0/1
7	High Temperature / High Humidity	85°C/RH85%	1000 HR.	76 PCS	0/1

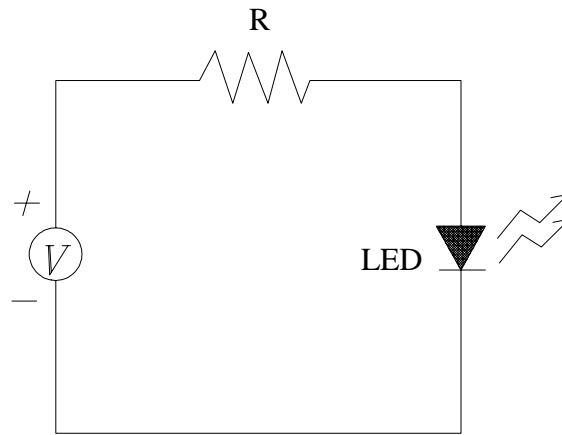


PART NO.: 19-215SURC/S530-A4/TR8 Device Number : DSE -195-034 REV. 1.0

0.6mm Height Flat Top LEDs

ECN : Page: 6/8

■ Test Circuit



■ Precautions For Use

1. Over-current-proof

Customer must apply resistors for protection , otherwise slight voltage shift will cause big current change (Burn out will happen).

2. Storage time

2.1 The operation of temperature and RH are : $5^{\circ}\text{C} \sim 35^{\circ}\text{C}$, RH60%.

2.2 Once the package is opened, the products should be used within a week.

Otherwise , they should be kept in a damp proof box with desiccating agent.

Considering the tape life , we suggest our customers to use our products within a year(from production date).

2.3 If opened more than one week in an atmosphere $5^{\circ}\text{C} \sim 35^{\circ}\text{C}$, RH60% , they should be treated at $60^{\circ}\text{C} \pm 5^{\circ}\text{C}$ for 15hrs.

2.4 When you discover that the desiccant in the package has a pink color (Normal=blue) , you should treat them in the same conditions as 2.3.



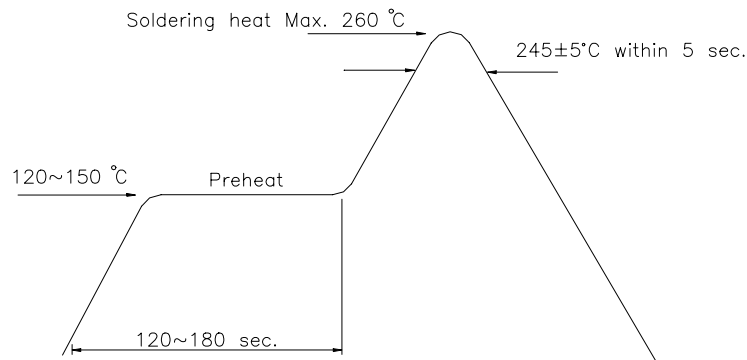
PART NO.: 19-215SURC/S530-A4/TR8 Device Number : DSE -195-034 REV. 1.0

0.6mm Height Flat Top LEDs

ECN : Page: 7/8

■ **Soldering heat reliability (DIP)**

Please refer to the following figure :



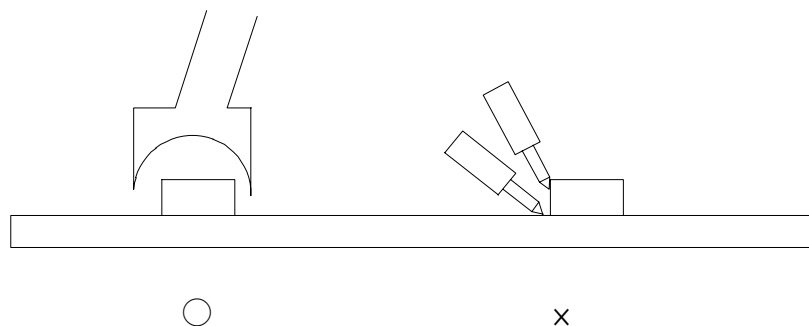
■ **Soldering Iron**

Basic spec is ≤ 5 sec. when 260°C . If temperature is higher, time should be shorter ($+10^{\circ}\text{C} \rightarrow -1\text{sec.}$). Power dissipation of iron should be smaller than 15 W , and temperature should be controllable.

Surface temperature of the device should be under 230°C .

■ **Rework**

1. Customer must finish rework within 5 sec. under 260°C .
2. Copper foil can not be touched by the head of iron.
3. Twin-head type is preferred.





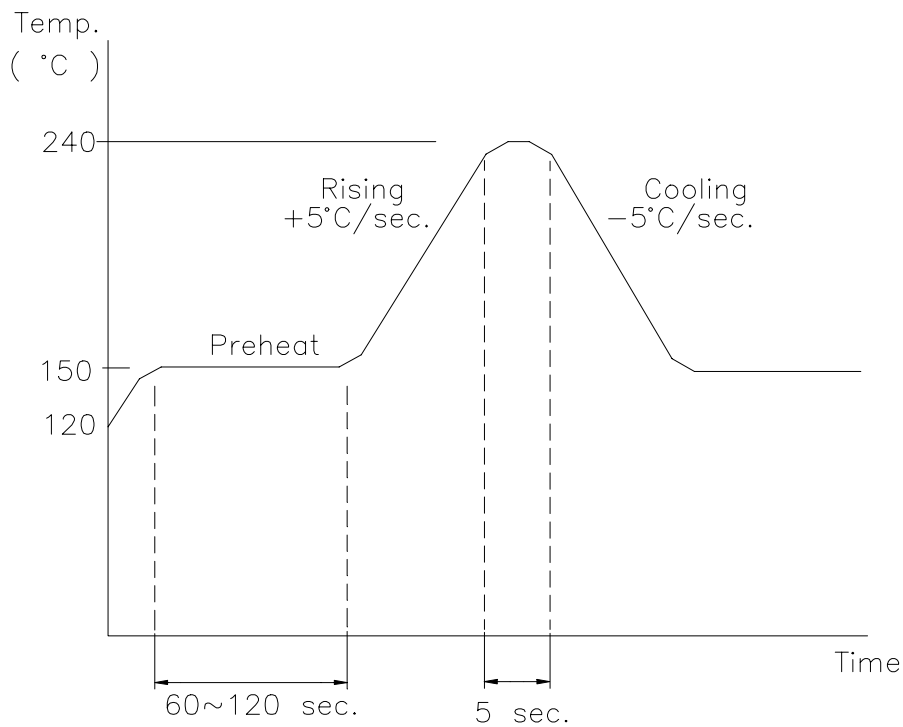
PART NO.: 19-215SURC/S530-A4/TR8

Device Number : DSE-195-034 REV: 1.0

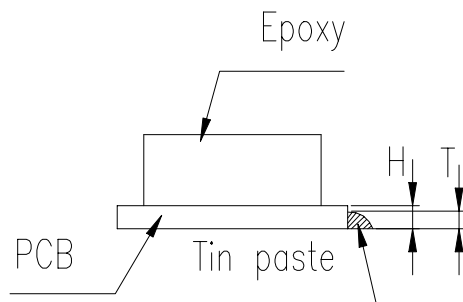
0.6mm Height Flat Top LEDs

ECN : _____ Page: 8/8

■ Reflow Temp./Time :



■ Thickness of tin paste .



Thickness:
 $1/2H < T < H$