

Technical Data Sheet

Top View LEDs

67-21/T1C-FS2U1M/2T

Features

- Fluorescence Type
- High Luminous Intensity
- High Efficiency
- Pb-free.
- The product itself will remain within RoHS compliant version.



Descriptions

The white LED which was fabricated using a blue LED and a phosphor, and the phosphor is excited by blue light and emits yellow fluorescence.

The mixture of blue light and yellow light results in a white emission.

Applications

- OA Equipment
- Backlighting of Full Color LCD
- Automotive Equipment
- Replacement of Conventional Light Bulbs and Fluorescent Lamps

Device Selection Guide

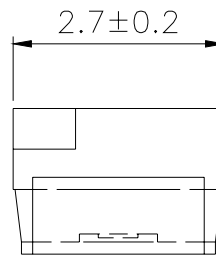
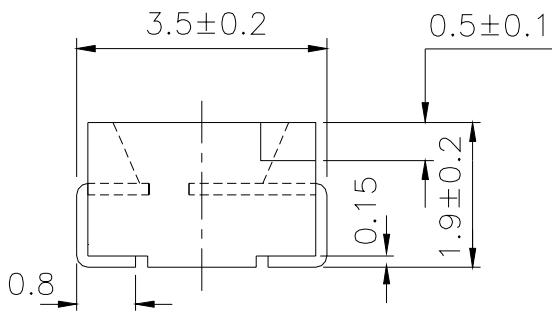
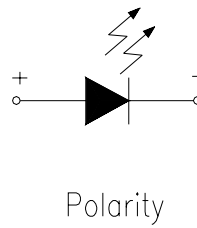
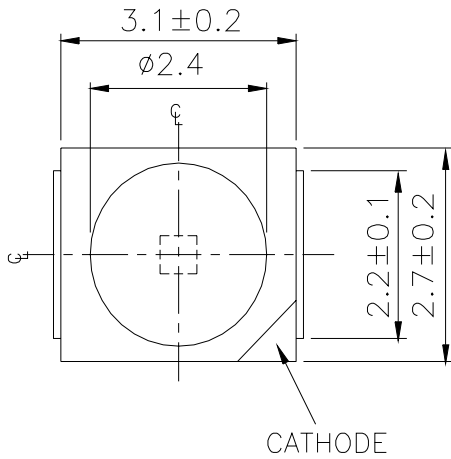
Chip	Emitted Color	Resin Color
Material		
InGaN	White	Water Clear

Technical Data Sheet

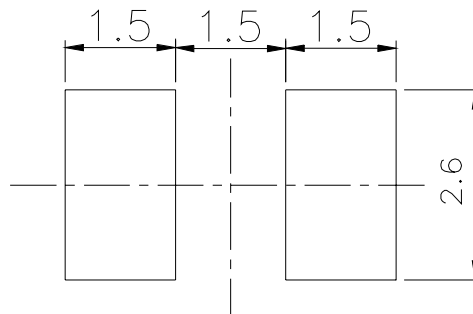
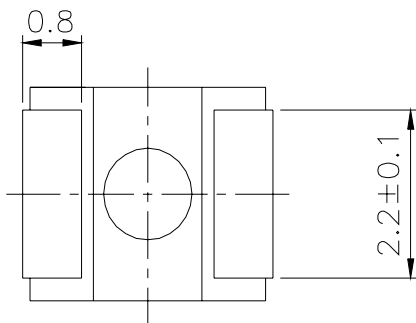
Top View LEDs

67-21/T1C-FS2U1M/2T

Package Dimensions



For reflow soldering (Proposal)



Note: The tolerances unless mentioned is ± 0.1 mm; Unit = mm



Technical Data Sheet

Top View LEDs

67-21/T1C-FS2U1M/2T**Absolute Maximum Ratings (Ta=25)**

Parameter	Symbol	Rating	Unit
Reverse Voltage	V _R	5	V
Forward Current	I _F	25	mA
Peak Forward Current (Duty 1/10 @1KHz)	I _{FP}	100	mA
Power Dissipation	P _d	110	mW
Electrostatic Discharge	ESD	1000	V
Operating Temperature	Topr	-40 ~ +85	
Storage Temperature	Tstg	-40 ~ +90	
Soldering Temperature	Tsol	Reflow Soldering : 260 for 10 sec. Hand Soldering : 350 for 3 sec.	

Electro-Optical Characteristics (Ta=25)

Parameter	Symbol	Min.	Typ.	Max.	Units	Condition
Luminous Intensity	I _v	225	--	565	mcd	I _F =20mA
Viewing Angle	2θ _{1/2}	--	120	--	deg	I _F =20mA
Forward Voltage	V _F	2.75	--	3.95	V	I _F =20mA
Reverse Current	I _R	--	--	10	μA	V _R =5V

Notes:

- 1.Tolerance of Luminous Intensity: ±11%
- 2.Tolerance of Forward Voltage: ±0.05V



Technical Data Sheet

Top View LEDs

67-21/T1C-FS2U1M/2T**Bin Range of Luminous Intensity**

Bin Code	Min.	Max.	Unit	Condition
S2	225	285	mcd	I _F =20mA
T1	285	360		
T2	360	450		
U1	450	565		

Bin Range of Forward Voltage

Group	Bin Code	Min.	Max.	Unit	Condition
M	5	2.75	3.05	mcd	I _F =20mA
	6	3.05	3.35		
	7	3.35	3.65		
	8	3.65	3.95		

Notes:

- 1.Tolerance of Luminous Intensity: $\pm 11\%$
- 2.Tolerance of Forward Voltage: $\pm 0.05V$



Technical Data Sheet

Top View LEDs

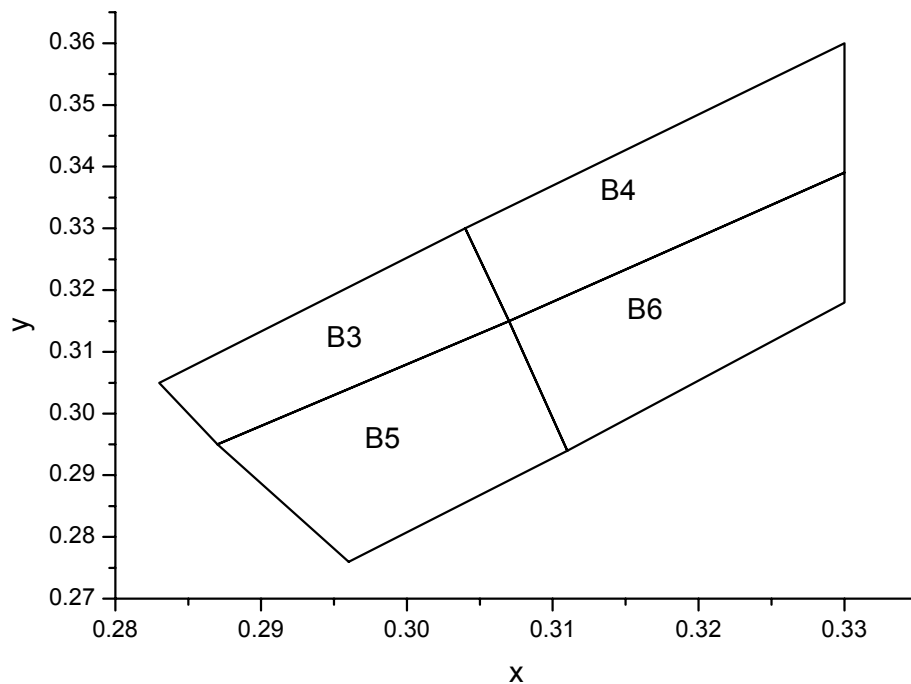
67-21/T1C-FS2U1M/2T

Bin Range of Chromaticity Coordinate

Group	Bin Code	CIE_x	CIE_y	Bin Code	CIE_x	CIE_y
F	B3	0.287	0.295	B5	0.296	0.276
		0.283	0.305		0.287	0.295
		0.304	0.330		0.307	0.315
		0.307	0.315		0.311	0.294
	B4	0.307	0.315	B6	0.311	0.294
		0.304	0.33		0.307	0.315
		0.33	0.36		0.330	0.339
		0.33	0.339		0.330	0.318

Notes: Tolerance of Chromaticity Coordinates : ± 0.01 .

The C.I.E. 1931 Chromaticity Diagram



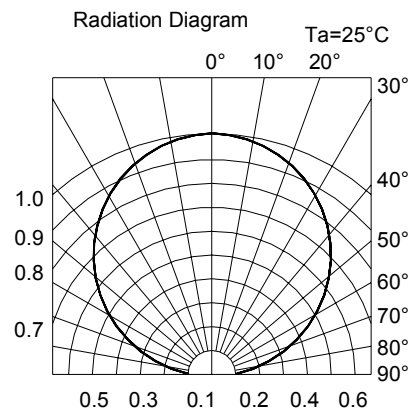
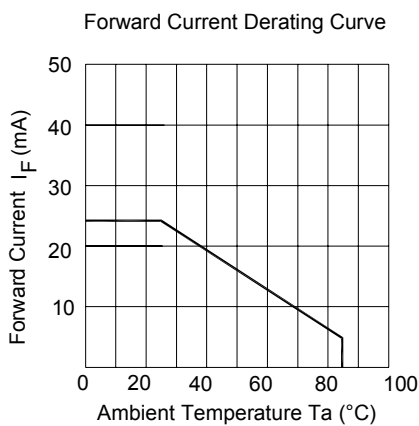
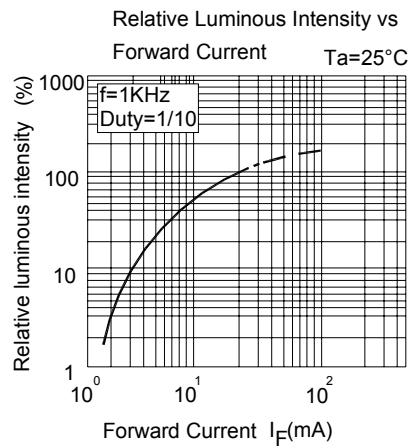
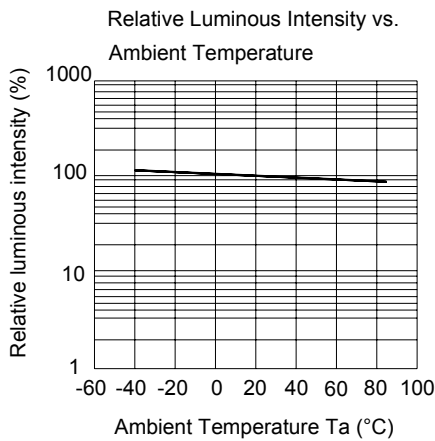
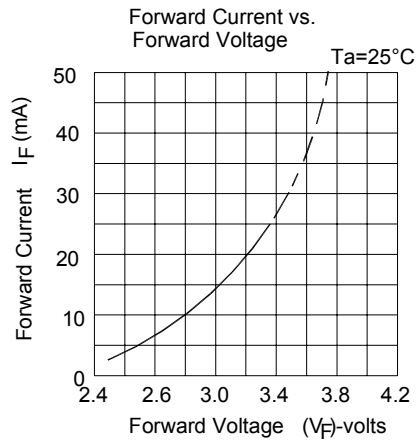
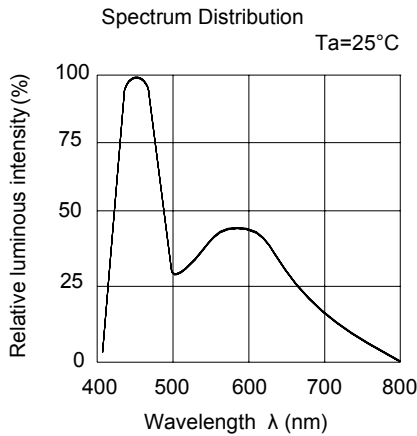


Technical Data Sheet

Top View LEDs

67-21/T1C-FS2U1M/2T

Typical Electro-Optical Characteristics Curves






Technical Data Sheet

Top View LEDs

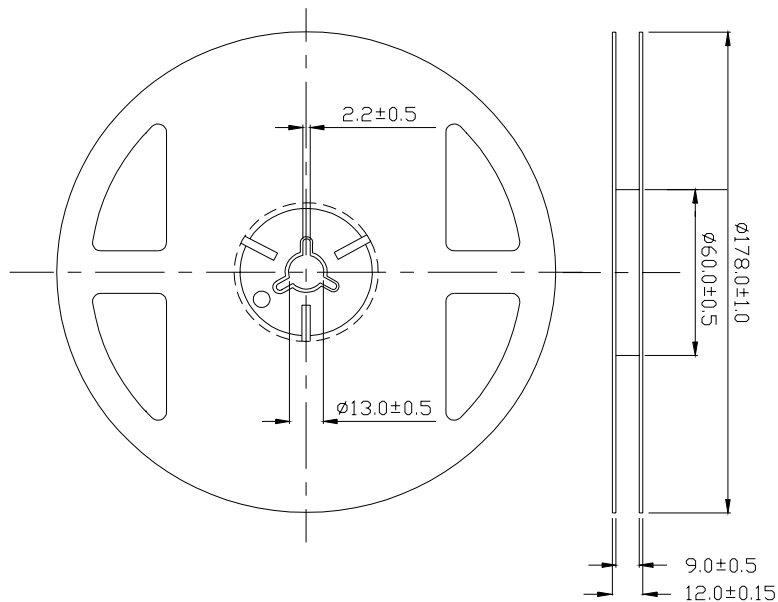
67-21/T1C-FS2U1M/2T

Label Explanation

CAT: Luminous Intensity Rank
HUE: Chromaticity Coordinates
REF: Forward Voltage Rank



Reel Dimensions



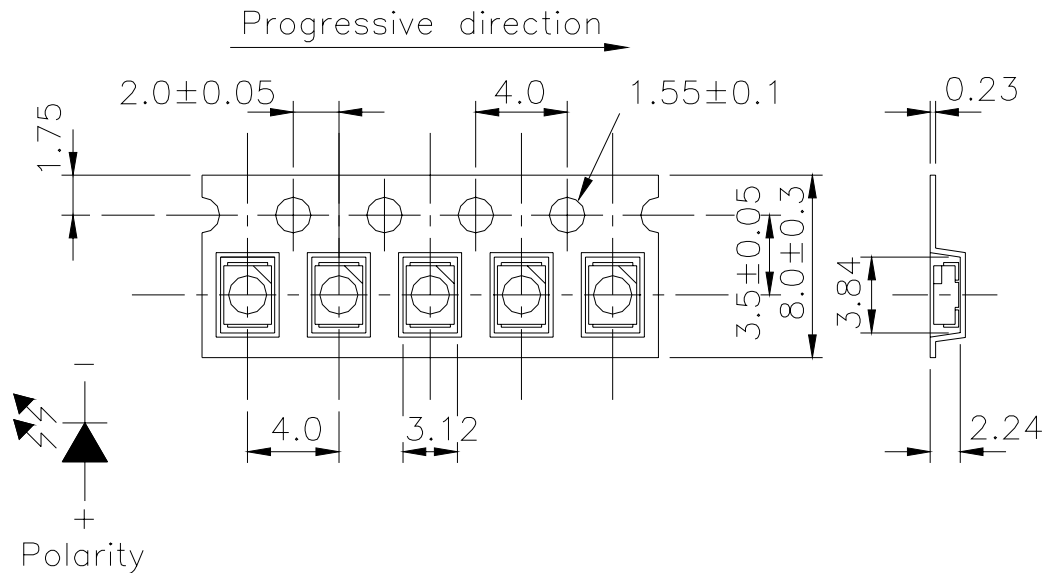
Note: The tolerances unless mentioned is ± 0.1 mm ,Unit = mm

Technical Data Sheet

Top View LEDs

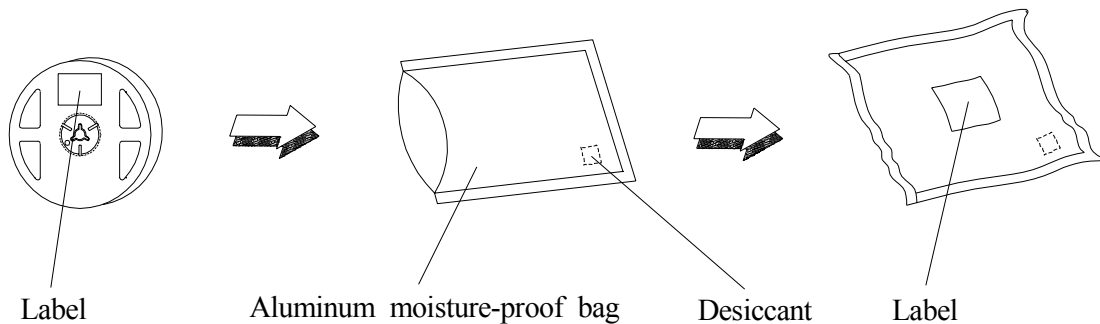
67-21/T1C-FS2U1M/2T

Carrier Tape Dimensions: Loaded Quantity 2000 pcs Per Reel.



Note: The tolerances unless mentioned is ± 0.1 mm ,Unit = mm

Moisture Resistant Packaging



**Technical Data Sheet****Top View LEDs****67-21/T1C-FS2U1M/2T****Reliability Test Items And Conditions**

The reliability of products shall be satisfied with items listed below.

Confidence level : 90%

LTPD : 10%

No.	Items	Test Condition	Test Hours/Cycles	Sample Size	Ac/Re
1	Reflow Soldering	Temp. : 260 ±5 Min. 5sec.	6 min	22 PCS.	0/1
2	Temperature Cycle	H : +100 15min ↓ 5 min L : -40 15min	300 Cycles	22 PCS.	0/1
3	Thermal Shock	H : +100 5min ↓ 10 sec L : -10 5min	300 Cycles	22 PCS.	0/1
4	High Temperature Storage	Temp. : 100	1000 Hrs.	22 PCS.	0/1
5	Low Temperature Storage	Temp. : -40	1000 Hrs.	22 PCS.	0/1
6	DC Operating Life	I _F = 20 mA	1000 Hrs.	22 PCS.	0/1
7	High Temperature / High Humidity	85 / 85%RH	1000 Hrs.	22 PCS.	0/1

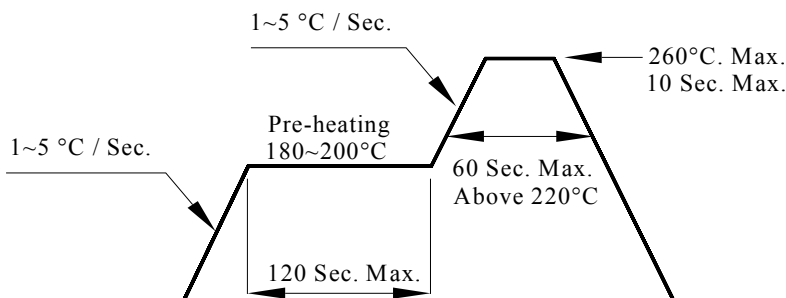
Technical Data Sheet

Top View LEDs

67-21/T1C-FS2U1M/2T

Precautions For Use

1. Over-current-proof
Customer must apply resistors for protection, otherwise slight voltage shift will cause big current change (Burn out will happen).
2. Storage
 - 2.1 Do not open moisture proof bag before the products are ready to use.
 - 2.2 Before opening the package: The LEDs should be kept at 30 °C or less and 90%RH or less.
 - 2.3 After opening the package: The LED's floor life is 1 year under 30 °C or less and 60% RH or less. If unused LEDs remain, it should be stored in moisture proof packages.
 - 2.4 If the moisture absorbent material (silica gel) has faded away or the LEDs have exceeded the storage time, baking treatment should be performed using the following conditions.
Baking treatment : 60±5 °C for 24 hours.
3. Soldering Condition
 - 3.1 Pb-free solder temperature profile



- 3.2 Reflow soldering should not be done more than two times.
 - 3.3 When soldering, do not put stress on the LEDs during heating.
 - 3.4 After soldering, do not warp the circuit board.
4. Soldering Iron
Each terminal is to go to the tip of soldering iron temperature less than 350 °C for 3 seconds within once in less than the soldering iron capacity 25W. Leave two seconds and more intervals, and do soldering of each terminal. Be careful because the damage of the product is often started at the time of the hand solder.

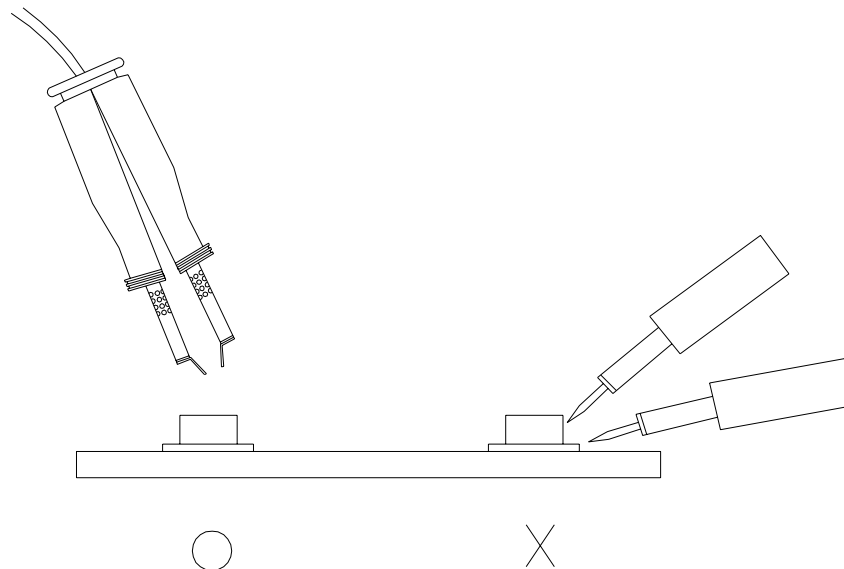
Technical Data Sheet

Top View LEDs

67-21/T1C-FS2U1M/2T

5. Repairing

Repair should not be done after the LEDs have been soldered. When repairing is unavoidable, a double-head soldering iron should be used (as below figure). It should be confirmed beforehand whether the characteristics of the LEDs will or will not be damaged by repairing.



EVERLIGHT ELECTRONICS CO., LTD.
Office: No 25, Lane 76, Sec 3, Chung Yang Rd,
Tucheng, Taipei 236, Taiwan, R.O.C

Tel: 886-2-2267-2000, 2267-9936
Fax: 886-2267-6244, 2267-6189, 2267-6306
<http://www.everlight.com>