



# Technical Data Sheet

## Full Color Chip LEDs

### 15-23B SDRSUGUYC/S530-A4/TR8

#### Features

- Package in 8mm tape on 7" diameter reel.
- Compatible with automatic placement equipment.
- Compatible with infrared and vapor phase reflow solder process.
- Full-color type.
- Pb-Free.



#### Descriptions

- The 15-23B SMD Taping is much smaller than lead frame type components, thus enable smaller board size, higher packing density, reduced storage space and finally smaller equipment to be obtained.
- Besides, lightweight makes them ideal for miniature applications. etc.

#### Applications

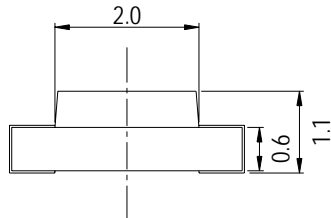
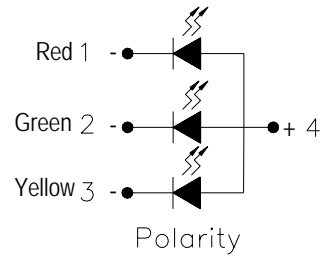
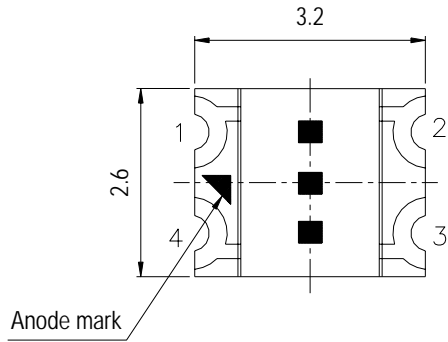
- Automotive: backlighting in dashboard and switch.
- Telecommunication: indicator and backlighting in telephone and fax.
- Flat backlight for LCD, switch and symbol.
- General use.

#### Device Selection Guide

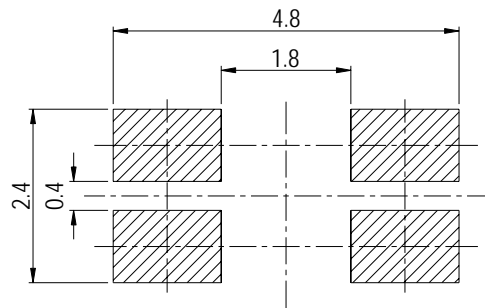
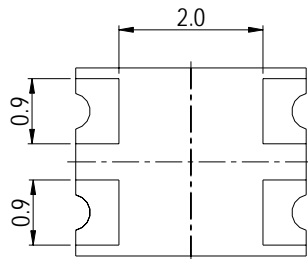
Chip			Lens Color
Type	Material	Emitted Color	
SDR	AlGaInP	Super Deep-Red	Water Clear
SUG	InGaN	Super Green	
UY	AlGaInP	Super Yellow	

**15-23BSDRSUGUYC/S530-A4/TR8**

**Package Outline Dimensions**



For Reflow Sodering



**Notes:** Tolerances Unless Dimension  $\pm 0.1\text{mm}$ , Unit = mm

**15-23BSDRSUGUYC/S530-A4/TR8****Absolute Maximum Ratings (Ta=25°C)**

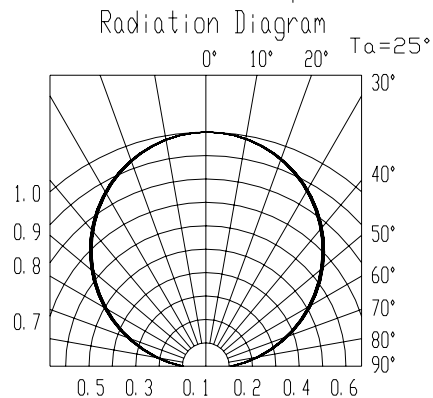
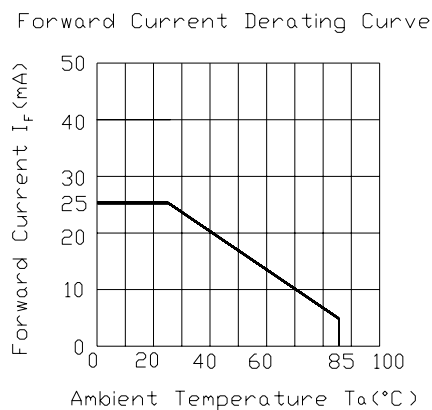
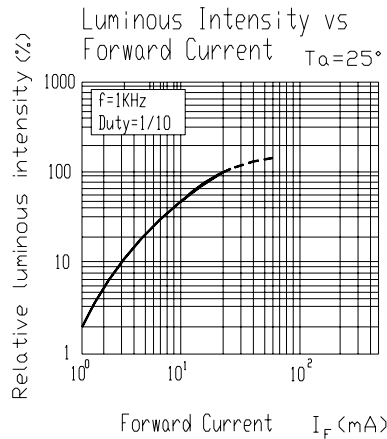
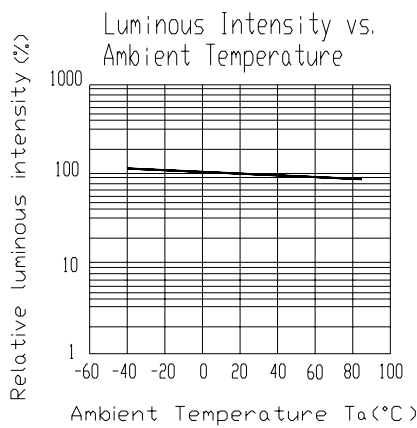
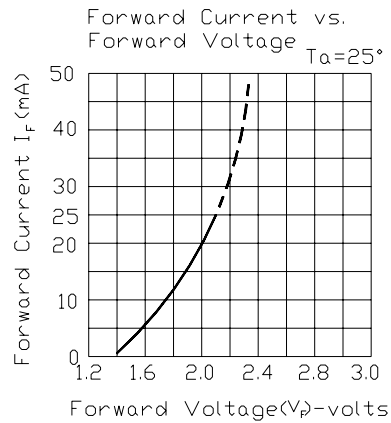
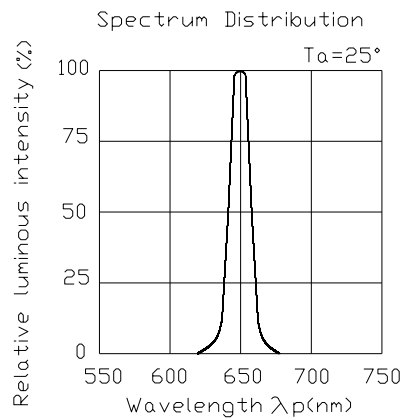
Parameter	Symbol	Rating	Unit
Reverse Voltage	V <sub>R</sub>	5	V
Forward Current	I <sub>F</sub>	SDR:25 SUG:25 UY:25	mA
Operating Temperature	Topr	-40 ~ +85	°C
Storage Temperature	Tstg	-40~ +90	°C
Soldering Temperature	Tsol	260 (for 5 second)	°C
Electrostatic Discharge	ESD	SDR:2000 SUG:150 UY:2000	V
Power Dissipation	Pd	SDR:60 SUG:110 UY:60	mW
Peak Forward Current (Duty 1/10 @1KHz)	I <sub>FP</sub>	SDR:60 SUG:100 UY:60	mA

**15-23BSDRSUGUYC/S530-A4/TR8****Electro-Optical Characteristics (Ta=25°C)**

Parameter	Symbol	Min.	Typ.	Max.	Unit	Condition
Luminous Intensity	Iv SDR	25.0	35.0	-----	mcd	If=20mA
	SUG	90.0	130.0	-----		
	UY	45.0	60.0	-----		
Viewing Angle	2θ 1/2	-----	120	-----	deg	
Peak Wavelength	λ p SDR	-----	650	-----	nm	
	SUG	-----	518	-----		
	UY	-----	591	-----		
Dominant Wavelength	λ d SDR	-----	639	-----	nm	
	SUG	-----	525	-----		
	UY	-----	589	-----		
Spectrum Radiation Bandwidth	Δ λ SDR	-----	20	-----	nm	
	SUG	-----	35	-----		
	UY	-----	15	-----		
Forward Voltage	V <sub>F</sub> SDR	-----	2.0	2.4	V	
	SUG	-----	3.5	4.3		
	UY	-----	2.0	2.4		
Reverse Current	I <sub>R</sub> SDR	-----	-----	10	μ A	V <sub>R</sub> =5V
	SUG	-----	-----	50		
	UY	-----	-----	10		

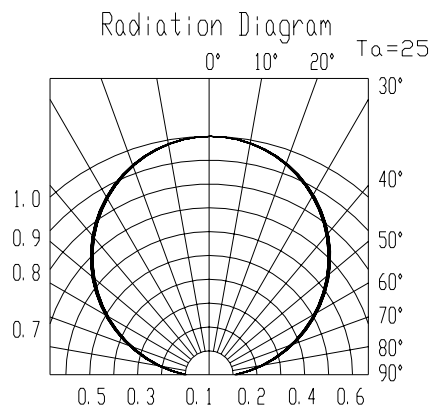
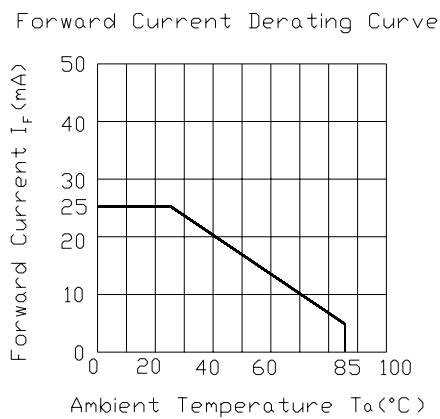
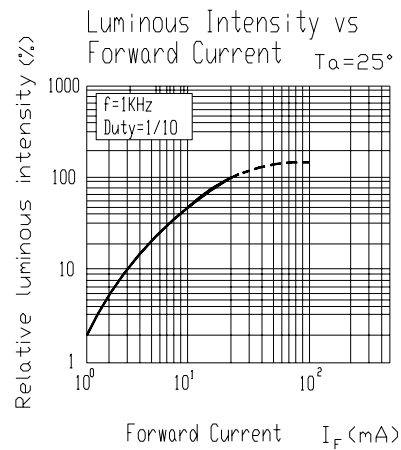
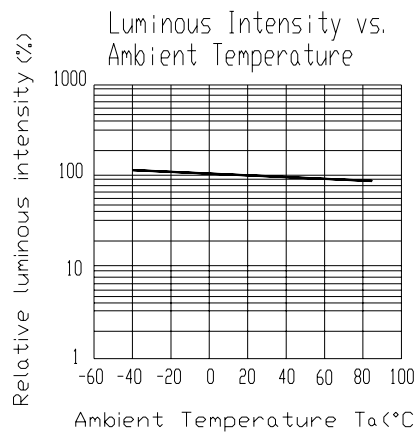
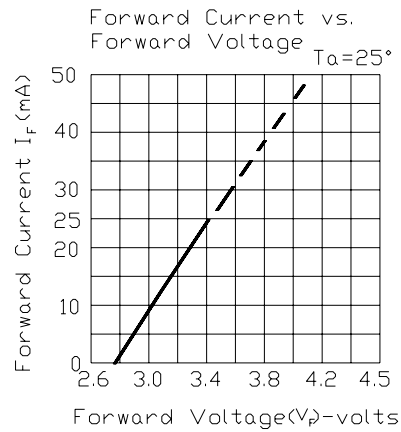
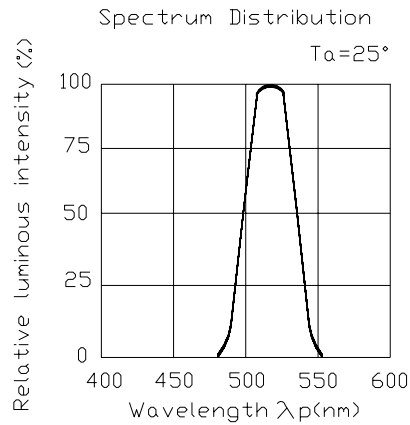
**15-23B SDRSUGUYC/S530-A4/TR8**

**Typical Electro-Optical Characteristics Curves  
SDR**



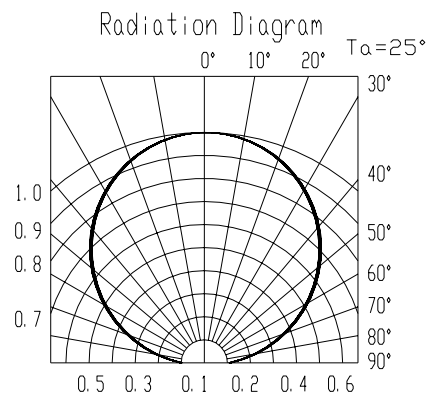
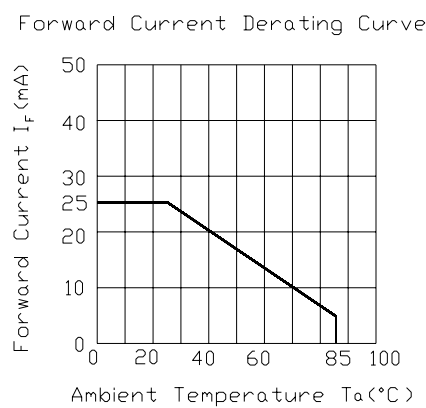
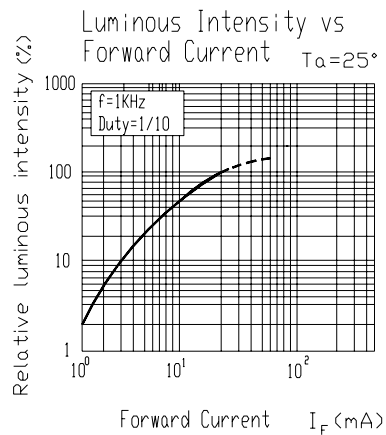
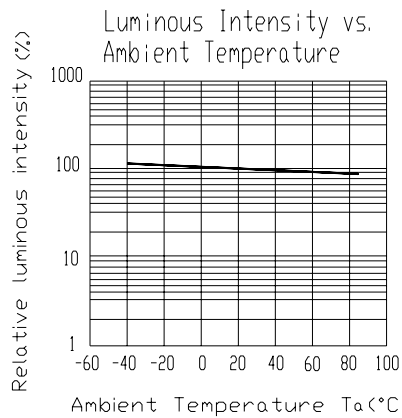
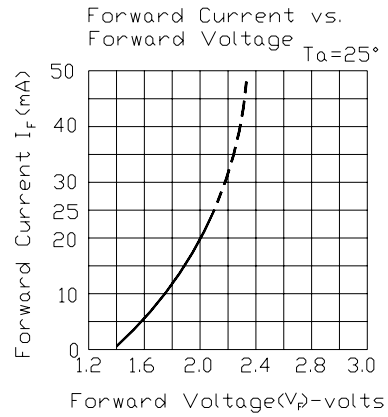
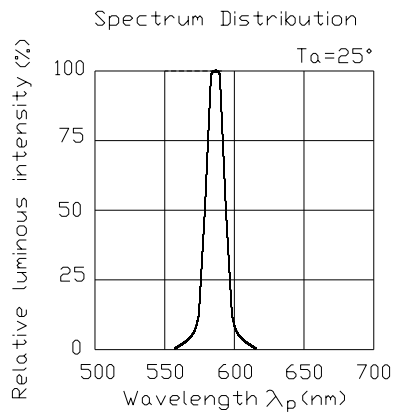
**15-23BSDRSUGUYC/S530-A4/TR8**

**Typical Electro-Optical Characteristics Curves  
SUG**



**15-23BSDRSUGUYC/S530-A4/TR8**

**Typical Electro-Optical Characteristics Curves**  
**UY**



**15-23BSDRSUGUYC/S530-A4/TR8**

**Label explanation**


**CAT: Luminous Intensity Rank**

**HUE: Dom. Wavelength Rank**


**REF: Forward Voltage Rank**

EVERLIGHT


CPN :  
P/N: XXXXXXXXXXXXX



XX-XXXXXXXX      CAT: Bin Iv  
QTY: XXXX      HUE: Bin λd  
REF: Bin Vd

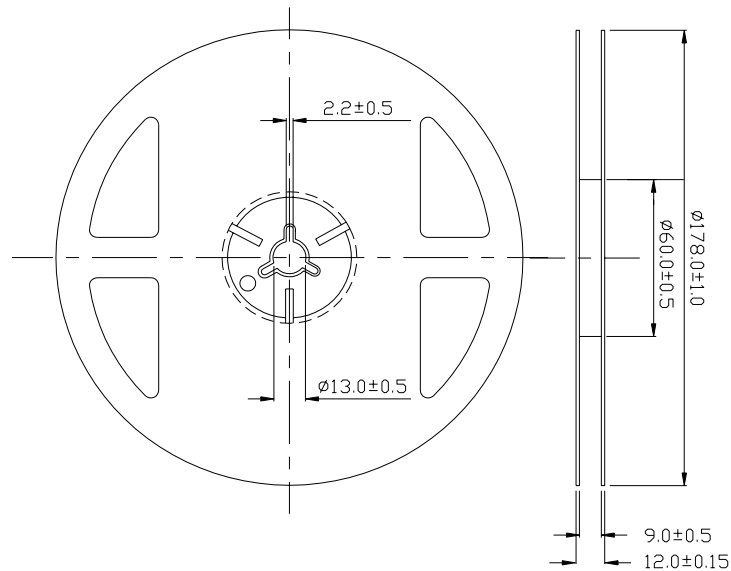


LOT NO: XXXXXXXXXXX



MADE IN TAIWAN

**Reel Dimensions**

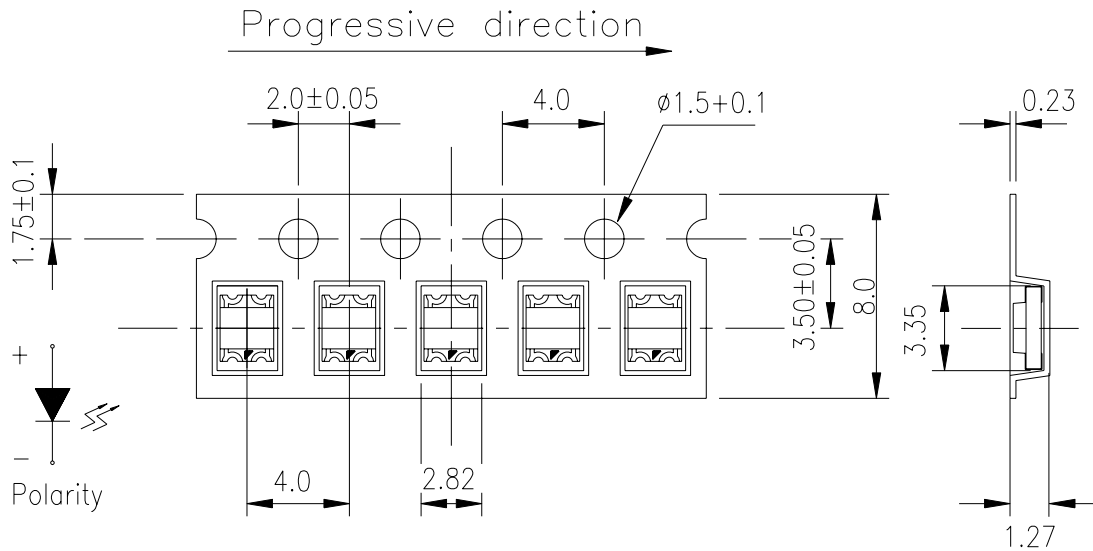


**Note:** The tolerances unless mentioned is ±0.1mm ,Unit = mm



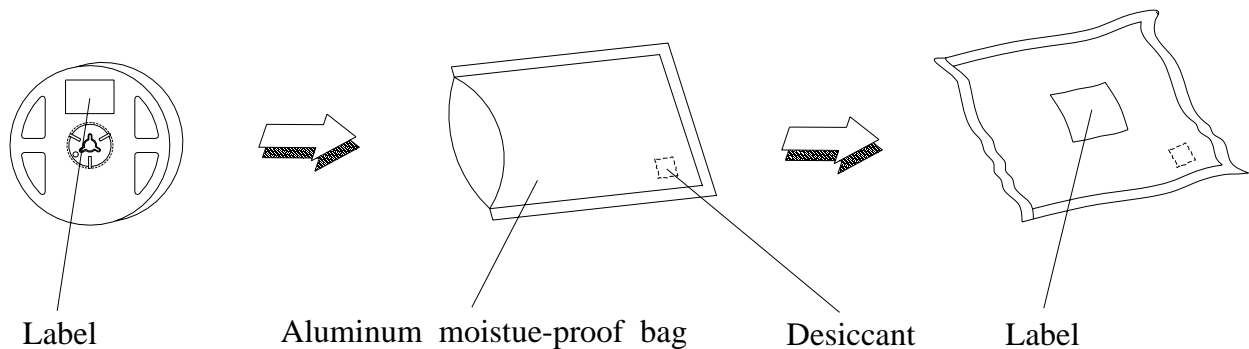
**15-23BSDRSUGUYC/S530-A4/TR8**

**Carrier Tape Dimensions: Loaded quantity 2000 PCS per reel**



**Note:** The tolerances unless mentioned is  $\pm 0.1\text{mm}$ , Unit = mm

**Moisture Resistant Packaging**



**15-23BSDRSUGUYC/S530-A4/TR8**
**Reliability Test Items And Conditions**

The reliability of products shall be satisfied with items listed below.

Confidence level : 90%

LTPD : 10%

No.	Items	Test Condition	Test Hours/Cycles	Sample Size	Ac/Re
1	Reflow Soldering	Temp. : 260°C ±5°C Min. 5sec.	6 Min.	22 PCS.	0/1
2	Temperature Cycle	H : +100°C 15min ∫ 5 min L : -40°C 15min	300 Cycles	22 PCS.	0/1
3	Thermal Shock	H : +100°C 5min ∫ 10 sec L : -10°C 5min	300 Cycles	22 PCS.	0/1
4	High Temperature Storage	Temp. : 100°C	1000 Hrs.	22 PCS.	0/1
5	Low Temperature Storage	Temp. : -40°C	1000 Hrs.	22 PCS.	0/1
6	DC Operating Life	IF = 20 mA	1000 Hrs.	22 PCS.	0/1
7	High Temperature / High Humidity	85°C / 85%RH	1000 Hrs.	22 PCS.	0/1

## Precautions For Use

### 1. Over-current-proof

Customer must apply resistors for protection , otherwise slight voltage shift will cause big current change ( Burn out will happen ).

### 2. Storage

2.1 Do not open moisture proof bag before the products are ready to use.

2.2 Before opening the package, the LEDs should be kept at 30°C or less and 90%RH or less.

2.3 The LEDs should be used within a year.

2.4 After opening the package, the LEDs should be kept at 30°C or less and 70%RH or less.

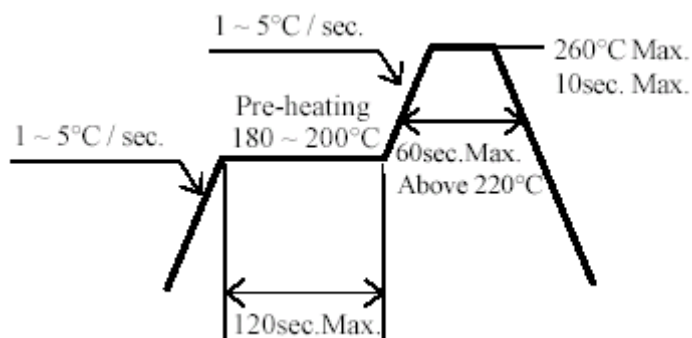
2.5 The LEDs should be used within 168 hours (7 days) after opening the package.

2.6 If the moisture absorbent material (silica gel) has faded away or the LEDs have exceeded the storage time, baking treatment should be performed using the following conditions.

Baking treatment : 60±5°C for 24 hours.

### 3. Soldering Condition

#### 3.1 Pb-free solder temperature profile



3.2 Reflow soldering should not be done more than two times.

3.3 When soldering, do not put stress on the LEDs during heating.

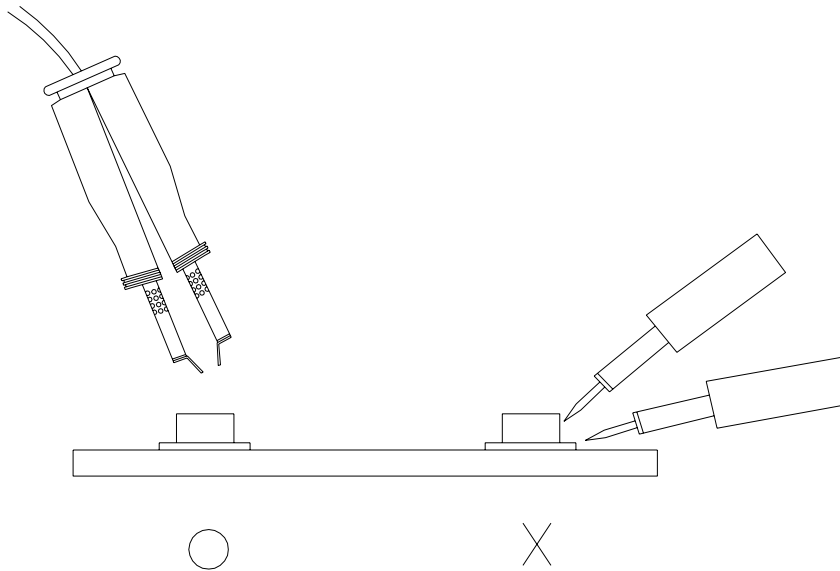
3.4 After soldering, do not warp the circuit board.

**15-23BSDRSUGUYC/S530-A4/TR8****4.Soldering Iron**

Each terminal is to go to the tip of soldering iron temperature less than 280°C for 3 seconds within once in less than the soldering iron capacity 25W. Leave two seconds and more intervals, and do soldering of each terminal. Be careful because the damage of the product is often started at the time of the hand solder.

**5.Repairing**

Repair should not be done after the LEDs have been soldered. When repairing is unavoidable, a double-head soldering iron should be used (as below figure). It should be confirmed beforehand whether the characteristics of the LEDs will or will not be damaged by repairing.



**EVERLIGHT ELECTRONICS CO., LTD.**

Office: No 25, Lane 76, Sec 3, Chung Yang Rd,  
Tucheng, Taipei 236, Taiwan, R.O.C

Tel: 886-2-2267-2000, 2267-9936

Fax: 886-2267-6244, 2267-6189, 2267-6306

<http://www.everlight.com>