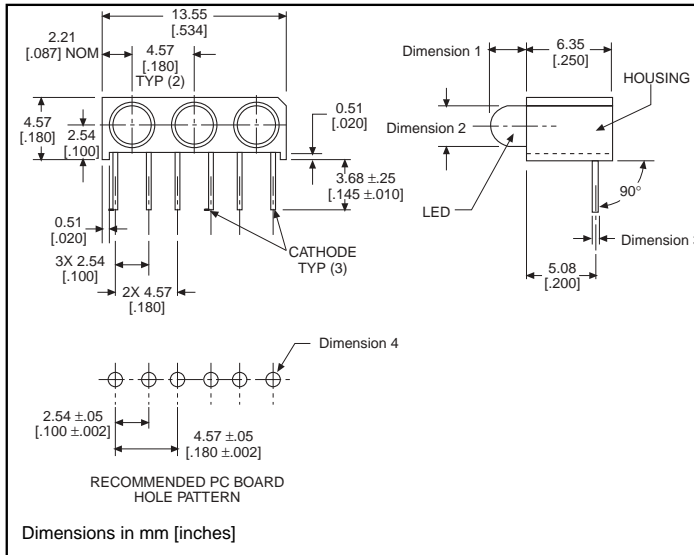


3mm LED CBI Circuit Board Indicator Tri-Block, .100" High LED Centerline

Dialight

551-xx06-003



PART NO.	COLOR*	CHART
HIGH EFFICIENCY		
551-0206-003	Green	A
551-0306-003	Yellow	A
551-0406-003	Red	A
LOW CURRENT		
551-1106-003	Red	B
551-1206-003	Yellow	B
551-1306-003	Green	B

* LED1, LED 2, LED 3

Custom Combinations

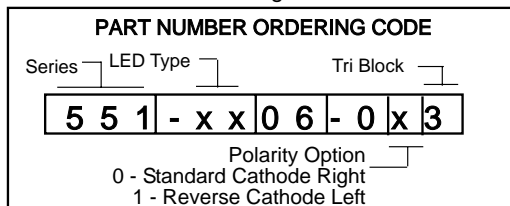
- Contact factory for information on custom color combinations

Standard Polarity shown in drawing: Cathode right

	CHART A	CHART B
Dimension 1	2.67 [0.105]	2.41 [0.095]
Dimension 2	3.10 ± 0.20 [0.122 ± 0.008]	2.92 ± 0.25 [0.115 ± 0.010]
Dimension 3	.51 [0.020]	.46 [0.018]
Dimension 4	Ø 1.09 ± 0.05 [0.043 ± 0.002] TYP (6)	Ø 1.02 ± 0.05 [0.040 ± 0.002] TYP (6)

REVERSE POLARITY OPTION AVAILABLE

See Part Number Ordering Code below.



Features

- Multiple CBIs form horizontal LED arrays on 4.57mm (0.180") center-lines
- High Contrast, UL 94 V-0 rated, black housing
- Oxygen index: 31.5%
- Polymer content: PBT, 0.346 g
- Housing stand-offs facilitate PCB cleaning
- Solderability per MIL-STD-202F, method 208F
- LEDs are safe for direct viewing per IEC 825-1, EN-60825-1

Tolerance note: As noted, otherwise:

- LED Protrusion: ±0.04 mm [±0.016]
- CBI Housing: ±0.02mm [±0.008]

Typical Operating Characteristics (T_A=25°C)

See LED data sheet for additional information

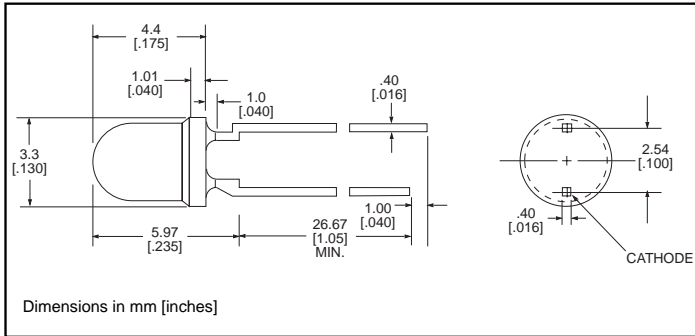
See page 4-70 and 4-71 for Reference Only LED Drive Circuit Examples. See page 4-72 for Pin Out

Part Number	Color	Peak Wavelength nm	I _v mcd	V _F Volts	Test Current (mA)	Viewing Angle 2θ _{1/2}	LED Data sheet	Page #
551-0206-003	Green	563	16	2.1	10	45°	521-9408	4-64
551-0306-003	Yellow	585	6.3	2.1	10	45°	521-9428	4-64
551-0406-003	Red	650	10	2	10	45°	521-9427	4-64
551-1106-003	Red	635	1.6	1.7	2	60°	521-9324	4-60
551-1206-003	Yellow	585	1.6	1.8	2	60°	521-9325	4-60
551-1306-003	Green	565	1.6	1.9	2	60°	521-9326	4-60

3mm Discrete LED
Low Current
Diffused

Dialight

521-9324, -9325, -9326



<u>PART NO.</u>	<u>COLOR</u>
521-9324	Red
521-9325	Yellow
521-9326	Green

MOUNTING CLIP: 515-0006
 located on page 4-65

ABSOLUTE MAXIMUM RATINGS ($T_A=25^\circ\text{C}$)

	Red -9324	Yellow -9325	Green -9326
Power Dissipation (mW)	20	20	20
Forward Current (mA)	7	7	7
Derating (mA/ $^\circ\text{C}$) From 90 $^\circ\text{C}$.7	.7	.7
Peak Current (mA) Pulse width = 10 μs	500	500	500
Operating Temperature ($^\circ\text{C}$)	-55/+100	-55/+100	-55/+100
Storage Temperature ($^\circ\text{C}$)	-55/+100	-55/+100	-55/+100
Soldering Temperature	260 $^\circ\text{C}$, 5 seconds, 1.6 mm from case		

Solder Adherence per MIL-STD-202E, Method 208C

OPERATING CHARACTERISTICS ($T_A=25^\circ\text{C}$)

		Red -9324	Yellow -9325	Green -9326
Luminous Intensity (mcd) $I_F=2\text{mA}$	Min.	1	1	1
	Typical	1.6	1.6	1.6
Peak Wavelength (nm) λ Peak	Typical	635	585	565
Viewing Angle (2θ $^\circ$)	Typical	60 $^\circ$	60 $^\circ$	60 $^\circ$
Forward Voltage (V) $I_F=2\text{mA}$	Typical	1.7	1.8	1.9
	Max.	2.2	2.7	2.2
Reverse Voltage (V), $I_R=50\mu\text{A}$	Min.	5	5	5

θ is the off axis angle at which the luminous intensity is half the axial luminous intensity

3mm Discrete LED High Efficiency Diffused

Dialight

521-94xx



TYPE
521-9408
521-9427
521-9428

COLOR
Green
Red
Yellow

MOUNTING CLIP: 515-0006
located on page 4-65

ABSOLUTE MAXIMUM RATINGS (T_A=25°C)

	Green -9408	Red -9427	Yellow -9428
Power Dissipation (mW)	75	60	60
Forward Current (mA)	25	20	20
Derating (mA/°C) From 50°C	.5	.5	.5
Peak Current (mA)	60	60	60
Operating Temperature (°C)	-25/+85	-25/+85	-25/+85
Storage Temperature (°C)	-30/+100	-30/+100	-30/+100
Soldering Temperature	260°C, 5 seconds, 1.6 mm from case		

Solder Adherence per MIL-STD-202E, Method 208C

OPERATING CHARACTERISTICS (T_A=25°C)

		Green -9408	Red -9427	Yellow -9428
Luminous Intensity (mcd)	Min.	5.6	3.6	2.2
	Typical	16	10	6.3
Peak Wavelength (nm)	Typical	563	650	585
Viewing Angle (2θ ^{1/2})	Typical	45°	45°	45°
Forward Voltage (V)	Typical	2.1	2	2.1
	Max.	3	3	3
Reverse Voltage (V), I _R =10μA	Min.	3	3	3

θ^{1/2} is the off axis angle at which the luminous intensity is half the axial luminous intensity

Mouser Electronics

Authorized Distributor

Click to View Pricing, Inventory, Delivery & Lifecycle Information:

Dialight:

[551-0206-003](#) [551-1306-003F](#) [551-0306-003F](#) [551-1206-003F](#) [551-0406-003F](#) [551-1106-003F](#) [551-1306-003](#) [551-0206-003F](#)