

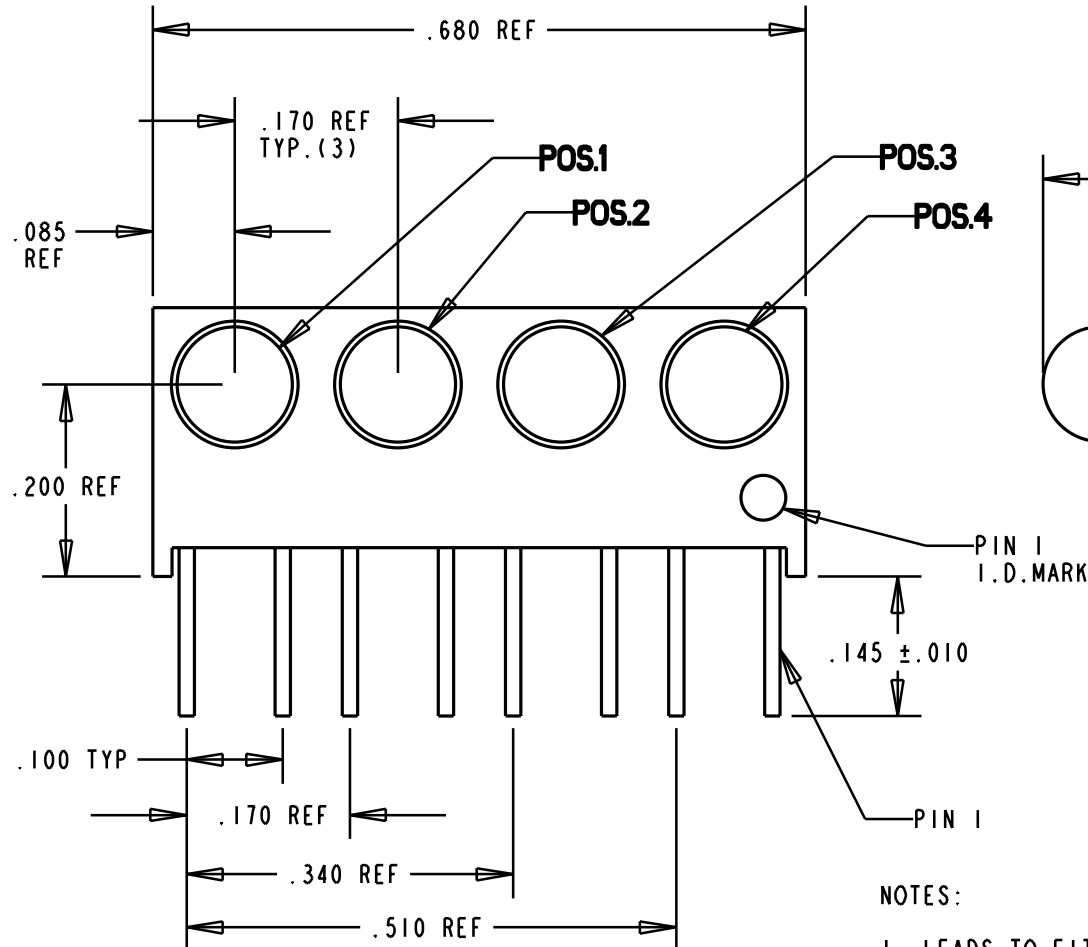
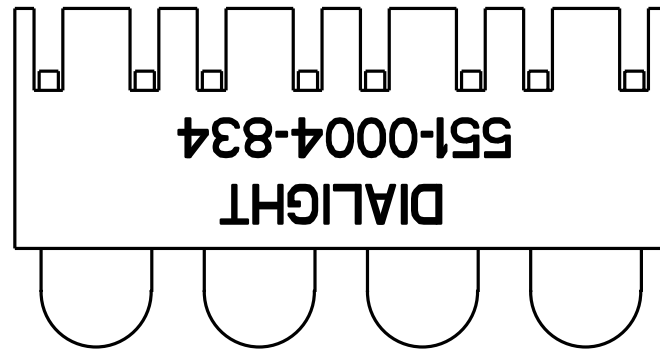
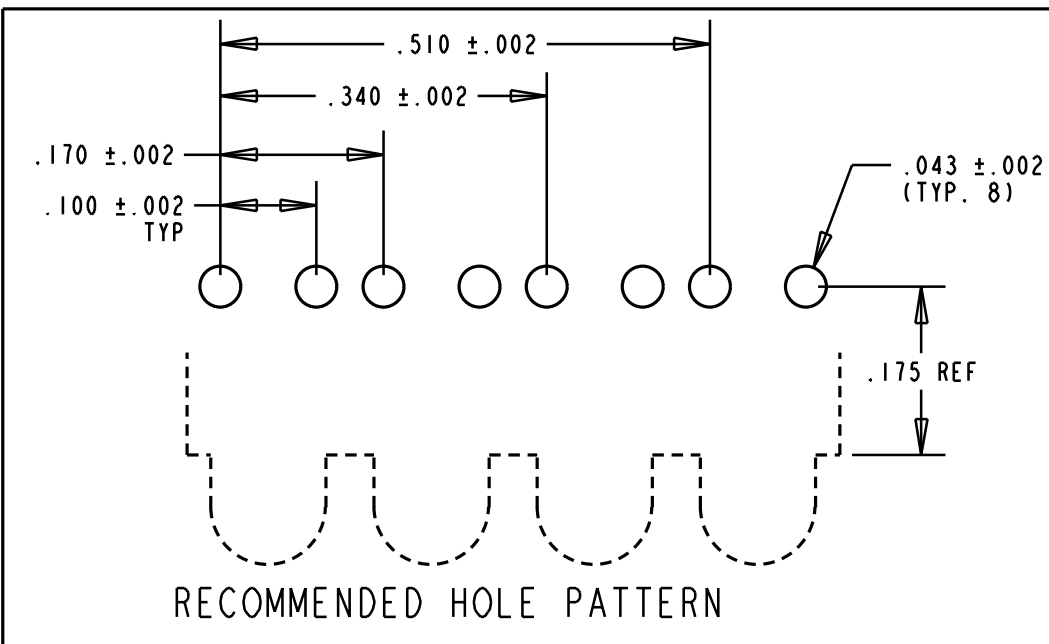
POS. 1	POS. 2	POS. 3	POS. 4
GREEN	GREEN	GREEN	RED

REV.	ECN NO.	REVISIONS	DRN.	CKD.	APP.	DATE
A		NEW RELEASE	ADM			

OPERATING CHARACTERISTICS AT 25°C AMBIENT

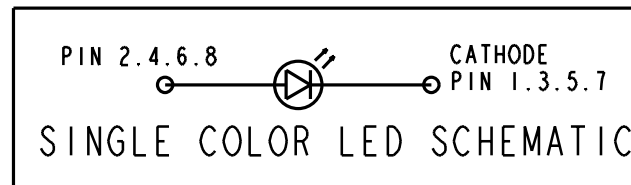
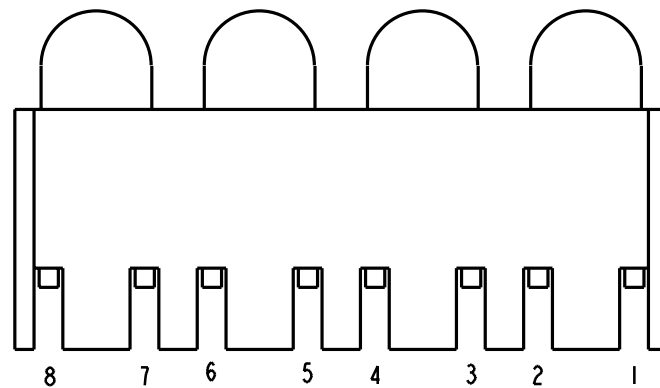
CHARACTERISTICS		MIN	TYP	MAX	UNITS	TEST CONDITIONS
LUMINOUS INTENSITY	GREEN	5.6	16.0		mcd	$I_f = 10 \text{ mA}$
	RED	3.6	10.0			
FORWARD VOLTAGE	GREEN		2.1	3.0	V	$I_f = 10 \text{ mA}$
	RED		2.0	3.0		
REVERSE CURRENT	GREEN			10	μA	$V_R = 3 \text{ V}$
	RED					
PEAK WAVELENGTH	GREEN		563		nm	
	RED		650			
VIEWING ANGLE	ALL	45			Degree	
CAPACITANCE	GREEN		16		pf	$V_f = 0, f = 1 \text{ MHz}$
	RED		9.2			

ABSOLUTE MAXIMUM RATING AT 25°C AMBIENT	UNITS	GREEN	RED
POWER DISSIPATION	mW	75	60
DERATE LINEARLY FROM 50°C	mA/°C	0.5	0.5
CONTINUOUS FORWARD CURRENT	mA	25	20
PEAK FORWARD CURRENT (1/10 DUTY CYCLE, 0.1 ms PULSE WIDTH)	mA	60	60
LEAD SOLDERING TEMPERATURE (5 SEC., 1/16" FROM BODY)	°C	260	
OPERATING TEMPERATURE	°C	-25 TO 85	
STORAGE TEMPERATURE	°C	-30 TO 100	



NOTES:

- LEADS TO FIT INTO HOLES SPACED AS PER HOLE PATTERN
- LEADS TO BE FREE OF DEFORMATION AFTER BENDING AND CUTTING
- LED LEAD DIMENSIONS SHOWN ARE MEASURED AT HOUSING EXIT
- DIALIGHT PART NUMBER = 551-0004-834



THIS DRAWING AND THE CONTENTS HEREIN ARE CONFIDENTIAL AND THE SOLE PROPERTY OF DIALIGHT. REPRODUCTION OF THIS DRAWING OR CONSTRUCTION OF ANY PARTS WITHIN THIS DRAWING ARE FORBIDDEN WITHOUT THE WRITTEN CONSENT OF DIALIGHT.		
SCALE 5:1	DRAWING NUMBER	REV
ALL DIM'S IN: INCHES	C-16764	A
TOLERANCES: UNLESS OTHERWISE SPECIFIED	TITLE	
FRACTIONS: ±1/64	1x4 CBI BLOCK	
DECIMALS (.XX): ±.020	MATERIAL	
DECIMALS (.XXX): ±.015	Dialight	
DECIMALS (.XXXX): ±.010	1913 ATLANTIC AVE.	
ANGLES: ±3°	MANASQUAN, N.J. 08736	
FINISH:	SHEET	FAMILY TABLE:
FSCM 83330	OF	

Mouser Electronics

Authorized Distributor

Click to View Pricing, Inventory, Delivery & Lifecycle Information:

[Dialight:](#)

[551-0004-834F](#)