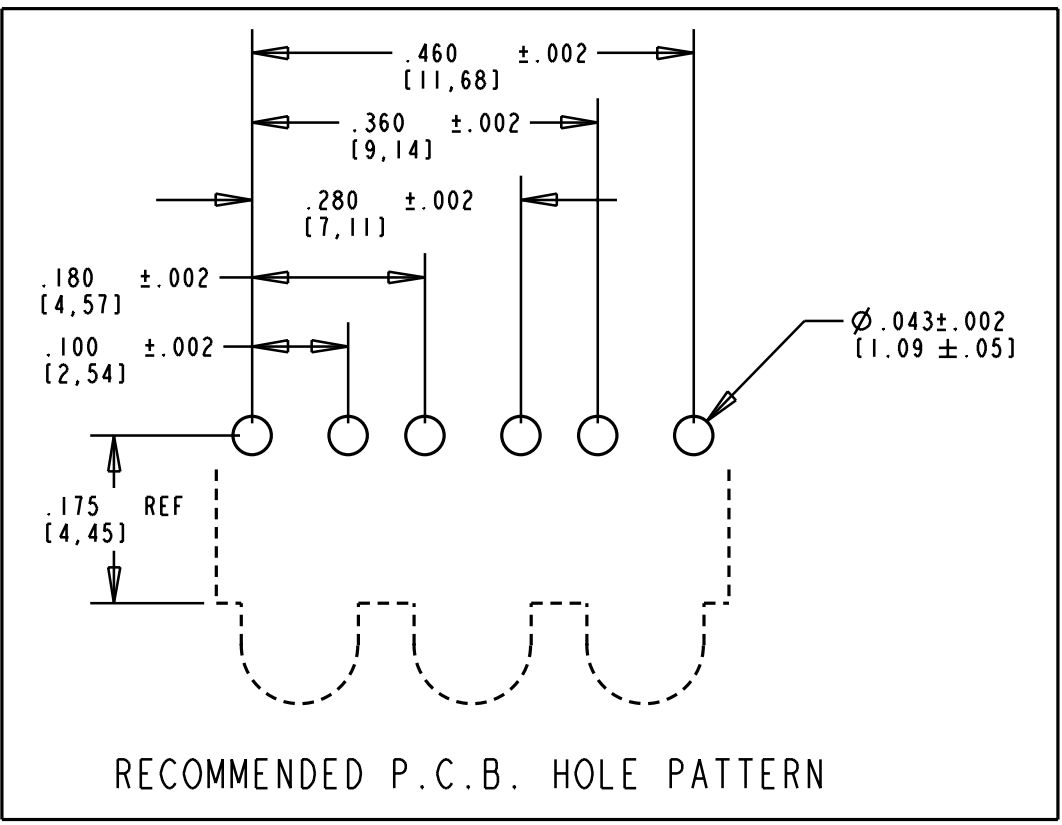
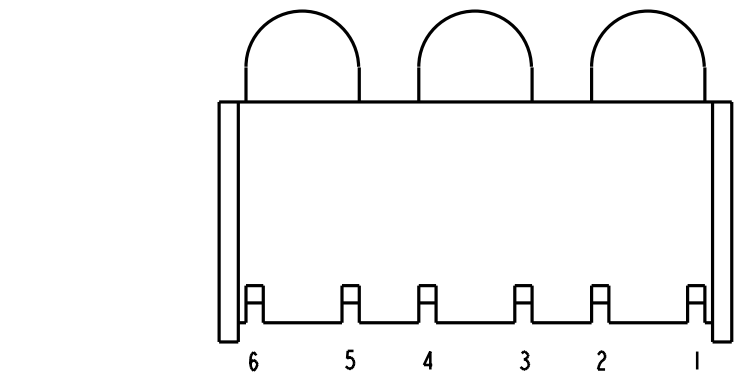
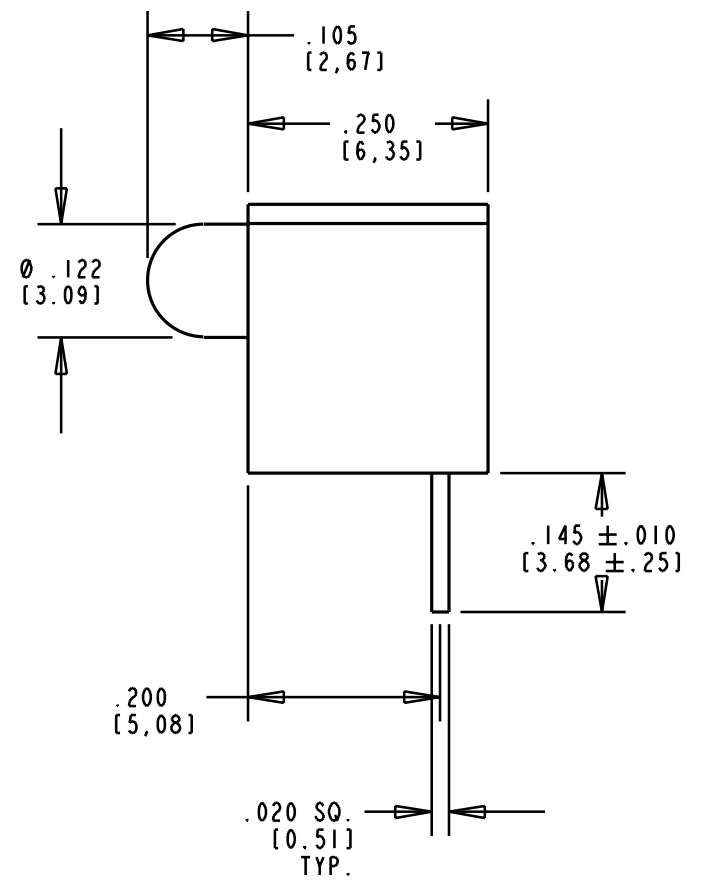
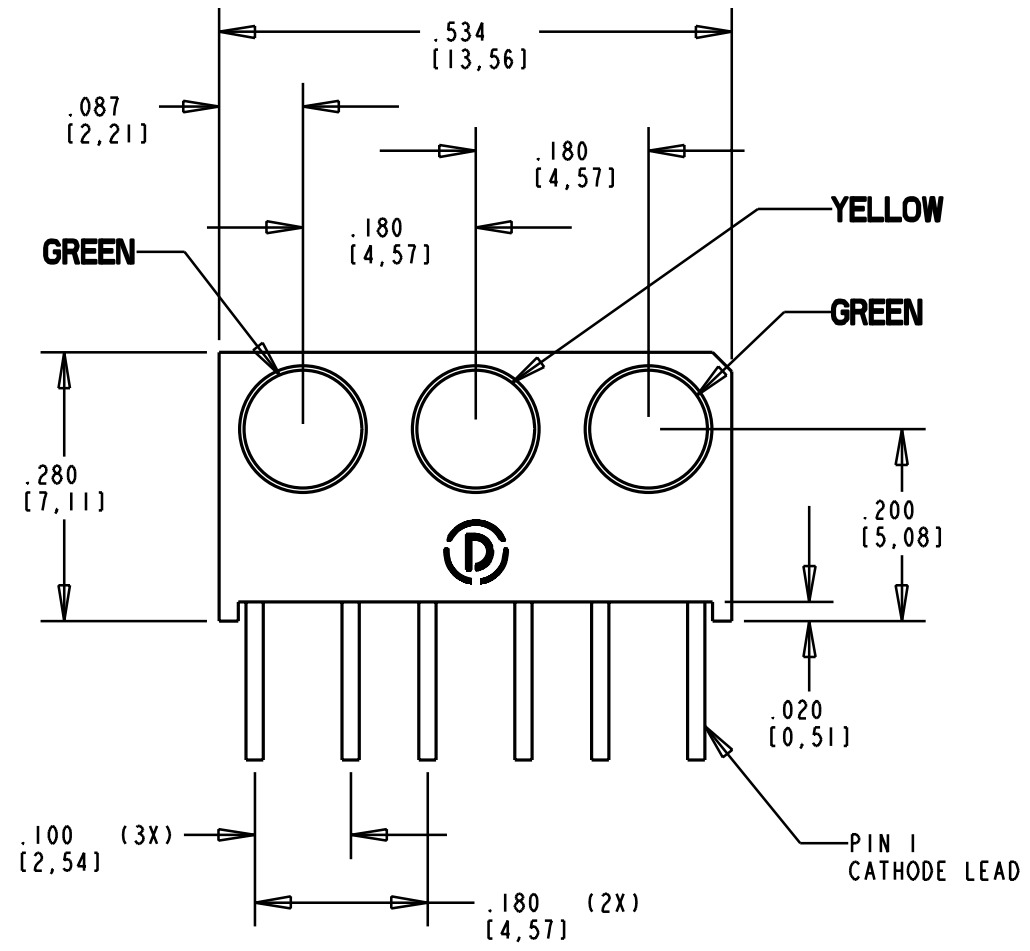


REV.	ECN NO.	REVISIONS	DRN.	CKD.	APP.	DATE
A	—	NEW RELEASE	DC			

OPERATING CHARACTERISTICS AT 25°C AMBIENT

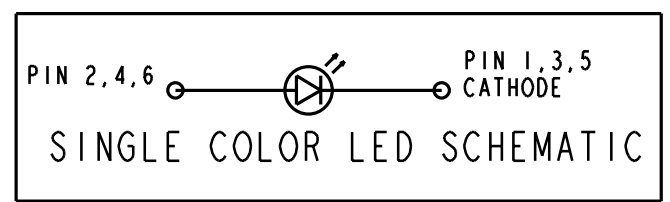
CHARACTERISTICS	LED COLOR	MIN	TYP	MAX	UNITS	TEST CONDITIONS
LUMINOUS INTENSITY	GREEN	5.6	16.0		mcd	I <sub>r</sub> = 10 mA
	YELLOW	2.2	6.3			
FORWARD VOLTAGE	GREEN		2.1	3.0	V	I <sub>r</sub> = 10 mA
	YELLOW		2.1	3.0		
PEAK WAVELENGTH	GREEN		563		nm	
	YELLOW		585			
VIEWING ANGLE	ALL		45		Degree	I <sub>r</sub> = 10 mA

ABSOLUTE MAXIMUM RATING AT 25°C AMBIENT			
	GREEN	YELLOW	UNITS
POWER DISSIPATION	75	60	mW
CONTINUOUS FORWARD CURRENT	25	20	mA
DERATE LINEARLY FROM 50°C	0.50	0.50	mA/°C
PEAK FORWARD CURRENT	60	60	mA
LEAD SOLDERING TEMPERATURE, 5 SEC., 1/16" FROM BODY	260	260	°C
OPERATING TEMPERATURE	-25 TO +85		°C
STORAGE TEMPERATURE	-30 TO +100		°C



NOTES:

- LEADS TO FIT INTO HOLES SPACED AS PER HOLE PATTERN
- PIN NUMBERS ARE FOR REFERENCE ONLY. DESIGNATIONS NON-EXISTENT ON PART.
- LED LEAD DIMENSIONS SHOWN ARE MEASURED AT HOUSING EXIT
- DIALIGHT PART NUMBERS = 551-0003-820.



THIS DRAWING AND THE CONTENTS HEREIN ARE CONFIDENTIAL AND THE SOLE PROPERTY OF DIALIGHT. REPRODUCTION OF THIS DRAWING OR CONSTRUCTION OF ANY PARTS WITHIN THIS DRAWING ARE FORBIDDEN WITHOUT THE WRITTEN CONSENT OF DIALIGHT.

SCALE 5:1	DRAWING NUMBER	REV
ALL DIM'S IN: INCHES (MM)	C-16830	A
TOLERANCES: UNLESS OTHERWISE SPECIFIED	TITLE	
FRACTIONS: ±1/64	3mm LED CBI TRI-BLOCK	
DECIMALS (.XX): ±.020	MATERIAL	
DECIMALS (.XXX): ±.015		
ANGLES: ±3°	Dialight	
FINISH:	1501 ROUTE 34 SOUTH FARMINGDALE, NJ 07727	
FSCM 83330	SHEET OF	FAMILY TABLE:

# Mouser Electronics

Authorized Distributor

Click to View Pricing, Inventory, Delivery & Lifecycle Information:

[Dialight:](#)

[551-0003-820F](#)